

ROGUE VALLEY Door

HANDCRAFTED FOR YOUR HOME

FULL LINE CATALOG



TABLE OF CONTENTS

Table of Contents	2	Entry Doors	48
Handcrafted For Your Home	4	Urban Collection	50
America's Largest Builder of Wood Doors	6	Pivot Doors	56
Doors That Make Your House a Home	8	Grooved Panel	58
What Makes Rogue Valley Door Different	11	Traditional	64
Choose Your Perfect Door	12	French & Glass SDL	72
Using Our Catalog	13	Panel	82
Rogue Premium Options	14	Decorative	88
Rogue Premium Plus	16	Interior Doors	100
Size Options	18	Sliding Barn Door	102
Glass Options	20	Urban Collection	106
High Definition Glass	22	Grooved Panel	110
Standard Wood Options	24	French	114
Specialized Wood Options	26	Panel	120
Fire-Rated	28	Closet	126
Impact-Rated	30	Specialty Doors	132
Weathered Wood Treatments	32	Side Lites & Transoms	134
Custom Designed Doors	34	Dutch Style	138
Multiple Species	40	Chalk Board	142
Carved	42	Add-Ons	144
Etched Glass	44	Door Resources	146
Shaped	46	Pre-Hung Doors & Machining	148
		Millwork Capabilities	150
		Sticking/Panel Profile Options	152
		Glass Care Instructions	154
		Calculating Door Overhang	155
		Handling, Installation & Finishing	156
		Rogue Valley Door Warranty	159
		Index of Door Designs	160
		Our Plant & Facilities	162





Door 4501 with Side Lite
4701 all shown in Fir
with Reeded Glass
See page 74

With the Rogue Valley Door catalog, selecting the right doors for your home has never been easier.

Cover image: Door 410 4-LT
shown in Prime



HANDCRAFTED FOR YOUR HOME

FULL LINE CATALOG

At Rogue Valley Door, each of our doors are designed and handcrafted for your home. Offering lasting durability while presenting a distinctive style that adds character to your home, leaving a long-lasting impression.

Our doors are made with only the best woods and finest quality materials, ensuring continued performance and handsome looks that will last for years. Rogue Valley Door's experienced artisans are standing by, ready to build the doors of your home. Contact us today and we can get started.



Door 4664-V shown
in Red Oak
See page 62





ROGUE VALLEY DOOR

AMERICA'S LARGEST BUILDER OF WOOD DOORS

In 1985, John Dunkin and his team of designers and craftsmen began creating custom doors and entrances in Grants Pass, Oregon. The goal was not only to offer a top-quality product, but also doors that were expressions of their customers' unique tastes. Drawing inspiration from the natural beauty of Southern Oregon's majestic scenery, Rogue Valley Door quickly built a reputation by combining innovation and artistry with highly crafted precision.

Since then, Rogue Valley Door has grown into America's largest builder of wood doors. Today, our master craftsmen utilize the finest American materials, state-of-the-art milling technology and our 350,000 square foot facility to produce the best doors in the world. We invite you to review our collection, experience our tradition and create your own vision for your home.





Door 4661-V, Side Lite
4705 and Transom 6705
all shown in Fir (stained)
See page 61

DOORS THAT MAKE YOUR HOUSE A HOME

Our passion for doors is built into every one we create. Driving this passion is our belief that the entrance to your home is its true center.

It's the gateway from which we greet and send off the friends and family we care about the most. When we've traveled a great distance, it's those last few steps we take to the front door that draws that adventure to a close. And when the kids come home from college the moment they step through that doorway means they're truly home.

We know the great and the everyday moments in the lives of our friends and customers are enriched as they pass through the doors we create. Because it's those doors that transform your house into a home.








Door 4631 (with Small Block
Dentil Shelf), Side Lite 4705 and
Transom 6705 all shown in Fir
See page 66

WHAT MAKES ROGUE VALLEY DOOR DIFFERENT

We're America's largest builder of wood doors for a good reason. We pride ourselves on making the best American wooden doors using the finest lumber available. We're committed to realistic environmental practices and sustainable forestry management by supporting the endeavors of Leadership in Energy and Environmental Design (LEED), American Forest and Paper Association (AF&PA), Oregon Forest Resources Institute (OFRI), National Association of Home Builders (NAHB), and the Sustainable Forestry Initiative (SFI) in their efforts to optimize and manage the use of our forests.

We have also been involved in the continuing education for architects for a number of years as a proud to sponsor an AIA continuing education course for architects. For more information, contact your local Rogue Valley Door dealer, or contact us at info@roguevalleydoor.com.



Made in the U.S.A.

Our doors are proudly made in America using only domestically manufactured components.

Variety of Woods

We offer over 40 wood species to choose from, including doors constructed of multiple woods – finished, stain-ready or primed to paint.

Fire Doors

Available in a variety of species, we make fire doors with 20, 45, 60 and 90-minute fire resistance ratings.

Substantial Veneer

While a majority of imported doors use veneers as thin as 1/50 of an inch, Rogue Valley Door uses nothing less than sturdy 1/16-inch veneer on all stiles and rails.

Express Program

When you need a custom door quickly, we can have it ready to ship in 7 days with our Next Week Express, or 14 days with our Economy Express. (Some restrictions may apply.)



Sustainability

We can manufacture doors made only of wood harvested from sustainable forests.

Variety of Glass

Rogue Valley Door gives you a choice of 24 different glass treatment options, custom etched glass, and our new High Definition Glass treatments.

Pre-Hanging & Machining

We provide pre-hanging and machining of fire doors, shaped doors, radius top doors and more.

CAD Drawings

A valuable tool for architects, interior designers and homeowners, Rogue Valley Door offers CAD drawings to assist with engineering plans.


Specialty Millwork

We offer specialty millwork from matching species to complement your custom door, frames, shelves, transoms and more.

CHOOSE YOUR PERFECT DOOR

Selecting just the right doors for your home has never been easier.

Although the selection of doors in this catalog is extensive, it doesn't begin to illustrate all of the possibilities. That's for you to decide. Whether you're interested in combining different woods, substituting glass for wood panels, need fire-rated doors, or simply want us to make a great door even better, we make the process easy.



USING OUR CATALOG

Throughout our catalog, we've placed icons next to each door to note your available options. When you see a door you like, come back to this guide for easy reference.

Premium Options

Make a great door even better with Rogue Premium Options. Our flagship collection of upgrades sets new standards in quality by combining the finest materials and construction techniques to bring you unsurpassed durability and lasting beauty.

Premium Plus

Rogue Premium Plus Doors set new standards in durability and long-lasting beauty. We back our Rogue Premium Plus solid wood options with a limited 5-Year No Overhang Warranty, available in Pine, Fir, or Primed to complement your home design.

All Sizes

From grand entryways to small closets, Rogue Valley Door can create a door to fit any application. Combine that with the ability to design custom shapes, and there's no door we can't build.

All Glasses

Bring in the light with our great selection of clear, opaque, etched or textured glass treatments. Any panel from our wood door designs can be replaced with your choice of glass.

All Woods

Choose from dozens of species to find the right look and feel for your home. Or, combine complementary or contrasting woods in one door to make a bold and stylish statement.

Fire-Rated

Rogue Valley Door provides exterior and interior fire doors with a 20, 45, 60 or 90-minute fire rating. Our fire-rated doors match their counterparts visually, while complying with all code requirements.

Impact-Rated

Our Impact-Rated Doors and glass can meet high-wind and coastal region codes and regulations, offering handsome looks and excellent performance during severe weather conditions while providing your home with greater protection.



4962-A
Fir with Traditions Glass and
Patina Caming in Flat Panel with
Small Block Dentil Shelf




ROGUE PREMIUM OPTIONS




Look for the light orange square for Rogue Premium Options because they set new standards in durability and long-lasting beauty. Combining superior materials, state-of-the-art construction and unsurpassed craftsmanship, Rogue Premium Options provide enduring elegance. Designed to stand up to both Father Time and Mother Nature like no other door, we back our Rogue Premium 1/4-inch veneer and solid wood options with a limited 5-year warranty. Select a great door. Then, make it even better with your choice of our Rogue Premium Options.

Thicker Veneer Option

Many door companies build their doors with paper-thin veneer. At Rogue Valley Door, we use nothing less than 1/16-inch, which provides excellent strength, look and feel. We believe anything less runs the risk of veneer bubbling, core bleed through or separation over time. With our Rogue Premium Thicker Veneer Option choose from a substantial 1/4-inch thick veneer or a solid door made from two pieces of laminated lumber. These sturdier options provide superior resistance to inevitable wear and tear. If a compression or scratch occurs, our thicker veneers make for a much easier repair.



Our 1/16" Veneer



Rogue Premium 1/4" Veneer



Rogue Premium Solid Wood

Stain Grade Option

When you order the Rogue Premium Stain Grade Option, you can rest assured that you're getting the finest cut of veneer possible. The wood for these doors is hand-selected to be flawless and free of all imperfections. If knots are not a characteristic of the wood, we won't use it. If there are abnormal color variations or streaking in the grain, it won't make the cut. The doors you choose are uniquely yours by design. With our Stain Grade Option, you're ensured that the wood will be as aesthetically pleasing as the door you created.

Color Match Option

When you choose the Rogue Premium Color Match Option, we hand-sort the lumber and veneer to achieve an even and uniform color from one component to the next. This process will ensure that your beautiful new door will have the consistent color that you were looking for. The Rogue Premium Color Match Option gives you the flexibility to design your perfect door. Please consult your Rogue Valley Door representative regarding species availability.

ROGUE PREMIUM OPTIONS

ROGUE VALLEY DOOR SINCE 1985 RVD



Door 4912 and Side Lites 4901-C all shown in White Oak with Traditions Glass
See page 94

Face Pin Inlays Option

Our stile and rail doors are built using classic cope and stick construction. This time-tested design combined with modern construction techniques provides unsurpassed strength and stability. Because we use a 5/8" x 5" fluted dowel to pin critical joints, it is no longer necessary to use mortise and tenon joints with face pins. But our customers have found that our Rogue Premium Face Pin Inlays Option provides an aesthetically pleasing authentic look. Using both round and square face pins, we provide another option that reflects a level of craftsmanship that never goes out of style.



ROGUE PREMIUM PLUS



Rogue Premium Plus door designs are marked with a dark gray square. Because when your home needs high performance wood doors for tough conditions, Rogue Premium Plus Doors set new standards in durability and long-lasting beauty. Plus, we back our Rogue Premium Plus solid wood options with a limited 5-Year No Overhang Warranty.

Rogue Premium Plus Doors set new standards in durability and long-lasting beauty. Combining superior materials, state-of-the-art construction and unsurpassed craftsmanship, Rogue Premium Plus Doors provide enduring elegance. Designed to stand up to both Father Time and Mother Nature like no other door, we back our Rogue Premium Plus solid wood options with a limited 5-Year No Overhang Warranty. Select a great door. Then, make it even better when you upgrade to a Rogue Premium Door.



Available in Pine, Fir and Primed

Three Species Options With No Overhang Requirements

Our high performance doors are available in Pine, Fir, or Primed to complement your home design. And because of Rogue Premium Plus durable construction, there are no overhang requirements. Upgrade to a Rogue Premium Plus Door, and you can feel confident your door will look great and hold up under the toughest conditions.

Solid Wood

With our Rogue Premium Plus option you will receive a solid door made from two pieces of laminated lumber. This sturdier option provides superior resistance to inevitable wear and tear. If an impression or a scratch occurs in the door, our solid wood option allows for a much easier repair. And with the Rogue Premium Plus durable construction, there are no overhang requirements.



Rogue Premium Solid Wood

The Rogue Premium Plus 5-Year No Overhang Guarantee



We back our Rogue Premium Plus Doors with a limited 5-Year No Overhang Warranty so you can be assured of a lasting value. Ask your Rogue Valley Door representative today for all the details on our limited 5-Year No Overhang Warranty.

Note: Rogue Premium Plus Doors are designed for exterior door applications. Doors with glass designs should be specified Insulated Glass (IG) only.

ROGUE PREMIUM PLUS



Door 4612 and Side Lites 4661
all shown in Fir with Flat Panel
See page 66

A Solid Wood & Lag Bolt Construction Make
Premium Plus Our Most Durable Door

Rogue Premium Plus Doors are assembled with our
standard 5/8" x 5" hardwood dowel pins.

Then, for added strength and protection to the top and
bottom rail joints, we apply additional glue and secure
those joints with a 3/8" x 6" steel lag bolt.



ALL SIZES

Door designs marked with an olive green square indicate the door is available in All Sizes. Because Rogue Valley Doors come in all sizes, from up to 2¼" thick, to 8' wide, to 14' tall. Just let us know how we can build the perfect door to fit your needs.

Entries Come in All Shapes and Sizes

Whether it's the main entrance to your home or a unique closet space, Rogue Valley Door provides an array of door sizes and thicknesses. From dozens of wood species and glass doors in a myriad of treatments, to French doors, fire-rated doors and even louvered doors, we can create them in any size to fit your specifications. We also build custom interior and exterior doors to accommodate any shape. If you're building or remodeling, add character to your home with one-of-a-kind doors fashioned to fit your personal taste.



Rogue Valley Doors come in all sizes, from up to 2¼" thick, to 8' wide, to 14' tall. Just let us know how we can build the perfect door to fit your needs.



Door 4026-G (8/0) with Custom Side
Lites and Custom Transom shown in Fir
See page 53


ALL GLASSES



The sea blue square lets you know the door design is available in All Glasses, so you can choose from any of our Standard Glass Options below. Bring light into any room with our imaginative array of glass treatments for both entry and interior door designs.

Standard Glass Options

From tinted to opaque to textured, Rogue Valley Door gives you a choice of 24 stylish glass options for just the right look.



White Laminate

This safety glass is made by sandwiching a white film between clear panes.



Satin

Light and privacy combine in this translucent, semi-opaque glass treatment.



Clear

A clear pane of glass that provides classic, transparent simplicity.



Mist Lite*

A tight criss cross treatment on a clear glass pane that is mostly opaque.



Grey

A clear glass treatment with a subtle grey hue that is fully transparent.



Delta Frost

A fairly opaque, frosted glass treatment with a unique, random texture.



Rain

A vertical treatment resembling raindrops that is fairly opaque.



Seedy Baroque

Clear glass with a scattered look, baroque wash and asymmetrical curves.



Bronze

A clear, mostly-transparent glass with light bronze undertones.



Reeded*

An elegant vertical line treatment that is fairly transparent.



Bevel

A clear, tempered glass with a striking beveled edge.



Evergreen

A clear glass treatment with subtle green highlights that is mostly transparent.

ALL GLASSES



Obscure-P516

A pebbled or "orange peel" treatment that is mostly opaque.



Glue Chip

A stylish frosted treatment that is fairly opaque.



Bamboo*

A unique pattern with vertical bamboo reeds and leaves. Fairly opaque.



Double Glue Chip

Glue chipped twice to obtain a denser, more concealing look than standard glue chip.



Monumental

A semi-transparent with a distinctive pattern offers privacy and natural light.



Solar Bronze

A mirrored exterior effect that provides a clear, bronze-tinted view from inside.



Cross Reed*

A semi-transparent, clear glass with a vertical and horizontal pattern.



Sycamore

Leaf impressions offer soft obscurity while allowing an abundance of light to travel throughout the room.



Taffeta

Reminiscent of fabric, this radiant glass offers privacy without obscuring natural light.



IG w/ Bronze GBG

Insulated glass divided by a bronze internal grid to simulate a door with multiple lights.



IG w/ White GBG

Insulated glass divided by a white internal grid to simulate a door with multiple lights.



Heavy Water

A clear pane with a distorted treatment that gives the illusion of being under water.

*These glass options are NOT recommended for Multi Light Doors.

HIGH-DEFINITION GLASS

Introducing High-Definition Glass (HDG)

High-Definition Glass (HDG) digitally printed glass is now available from Rogue Valley Door for door glass treatments. HDG provides a new medium for artistic expression and design while enabling control over all architectural and decorative glass properties.

The versatility of digital printing combined with the durability of ceramic inks makes HDG the preferred choice for any artistic glass application. Rogue Valley Door's HDG products are available in standard patterns as well as virtually any custom image. Limited only by your imagination – of any pattern or design – because precise micro-drop printing allows accurate photorealistic and graphic designs.

HDG printing features include color matching to the most popular color systems including Pantone®. For print image requirements please contact your Rogue Valley Door representative. Custom printed glass may not be 100% opaque.

Standard HDG Patterns

Custom printed HDG patterns are for illustrative purposes.




Metal Screen



Chicken Wire



Holed Aluminum



Aluminum Net



Corrugated Tin



Green Flora



Expanded Metal



Etch Craft



Vertical Reeds



Leaf Bed Burnt



Custom Printed Image**

**** Note:** The custom printed glass examples here are for illustrative purposes. Actual custom glass will be printed with customer supplied art or selected stock artwork. Also due to the HDG process, custom printed glass may not be 100% opaque.



4501 (IG)
 1501 (SG)
 Pine with Metal Screen Printed Glass



4501 (IG)
 1501 (SG)
 Pine with Punched Alloy Printed Glass



4501 (IG)
 1501 (SG)
 Pine with Holed Aluminum Printed Glass



4502 (IG)
 1502 (SG)
 Fir with Leaf Bed Burnt Printed Glass



4042-G (IG)
 42-G (SG)
 Fir in Square Sticking with Holed Aluminum Printed Glass



4505 (IG)
 1505 (SG)
 Pine with Aluminum Net Printed Glass



4182 (IG)
 182 (SG)
 Pine with Chicken Wire Printed Glass



4501 (IG)
 1501 (SG)
 Pine with Custom Printed Glass**



4501 (IG)
 1501 (SG)
 Pine with Custom Printed Glass**



4501 (IG)
 1501 (SG)
 Pine with Custom Printed Glass**




4502 (IG)
 1502 (SG)
 Fir with Custom Printed Glass**



4505 (IG)
 1505 (SG)
 Pine with Custom Printed Glass**

ALL WOODS - STANDARD



The mustard yellow square means the door design is available in All Woods. So you can choose from our line of standard wood species to best suit your style. From the country charm of Knotty Pine to handsome Dark Walnut, Rogue Valley Door uses only the finest lumber.

Standard Wood Species

Choose from our range of 17 standard wood species. Our standard selection of wood species provides a palette of stunning colors and textures, each with its own distinctive character. If you have a different type of wood species in mind, please see the following pages for our specialized woods or contact your Rogue Valley Door representative for more wood species ideas.




Alder



Ash



Birch



Cherry




Fir



Hemlock



Hickory



Knotty Alder

ROGUE VALLEY
RVD
DOOR SINCE

ALL WOODS - STANDARD



Knotty Pine



Mahogany



Maple



Pine*



Poplar



Red Oak



Walnut



White Oak



Primed

More About Our Woods

Within walking distance of our manufacturing facility grows some of the world's finest lumber, including the highest grade Douglas firs and Ponderosa pines. The wood from these fine trees is carefully kiln-dried to ensure an unparalleled quality and strength.

*Note: Pine with raised panels have mix grain.



ALL WOODS - SPECIALIZED

Specialized Wood Species

In addition to our standard woods, you can choose from 10 specialized woods including exotic hardwoods like Jatoba and special cut Quarter Sawn Oak, we provide more options for an unusually distinctive look.

Create a unique door from one of our 10 specialized wood species. The characteristics of our specialized woods will add a touch of uncommon beauty to your home.



Western Red Cedar



Cypress



Jatoba



Quarter Sawn White Oak



Quarter Sawn Red Oak



Rift Red Oak



Rift White Oak



Rustic Cherry

ALL WOODS - SPECIALIZED




Door 4082 Speakeasy with Side Lites
4661 shown in Knotty Alder with
Heavy Distress



Rustic Oak



Rustic Walnut



Choose a Wood



FIRE-RATED



Look for a brick red square under door designs for fire-rated doors. Rogue Valley Door provides exterior and interior fire doors with a 20, 45, 60 or 90-minute fire rating on our most popular styles, including up to 3/6 x 8/0 single doors or 7/0 x 8/0 double doors.

Doors play an important role in limiting the danger and damage from fires. At Rogue Valley Door, we not only take great pride in meticulous craftsmanship and artistry, but also in building doors that provide you with today's most advanced fire safety standards.

Our most popular door styles - including up to 3/6 x 8/0 single doors or 7/0 x 8/0 double doors - can be built to comply with all fire code requirements. By constructing doors with 20, 45, 60 or 90-minute fire ratings and beautiful, substantial veneers, we're proving that safety and style come together beautifully.



Door 4030-F (20 Minute Rated) shown in Walnut
See page 87



Door 4033-F (20 Minute
Rated) shown in Fir
See page 87

Entry Door 4642 shown in
Fir with Custom Dentil Shelf
See page 66

IMPACT-RATED



The royal purple square indicates door designs that are Impact-Rated to meet high-wind and coastal region codes and regulations, offering handsome looks and excellent performance during severe weather conditions while providing your home with greater protection from the elements.

Our Impact-Rated Door Construction

Rogue Valley Door impact resistant door products are constructed to help protect the interior of your home from flying debris and the high winds of tropical storms and hurricanes. Our Impact-Rated doors have been tested to meet the codes and regulations in many coastal regions of the United States.


Sturdy 1-3/4" HRP or 3/4" flat panel design

Heavy duty, ball bearing stainless steel hinges

Available in multiple finishes.

Custom door designs built to your specifications

*Built within impact-rated approvals.
For more information about approved ratings, please visit our website:
www.roguevalleydoor.com/impactdoors*



Impact-Rated door design 4108 in Fir

Impact glass with laminated construction

See standard impact glass options in this catalog.

Impact Modified
Ovolo Sticking

Machined stainless steel multipoint locks from Hoppe, Endura and some double bore options from Schlage



Impact resistant

Sturdy hardwood and softwood doors with strong plywood core panels offer excellent impact resistance.

Designed for 4-9/16" jamb or wider

For inswing, outswing and ADA applications.

IMPACT-RATED



Weather Tested

All of our Impact-Rated Doors pass impact-ratings for both WBDR or HVHZ. Please review the map below to help you understand the requirements for your region.* Then simply select a Rogue Valley Door based on your home's regional door impact rating. We have Standard, Wind-Borne Debris Region (WBDR) and High Velocity Hurricane Zone (HVHZ).

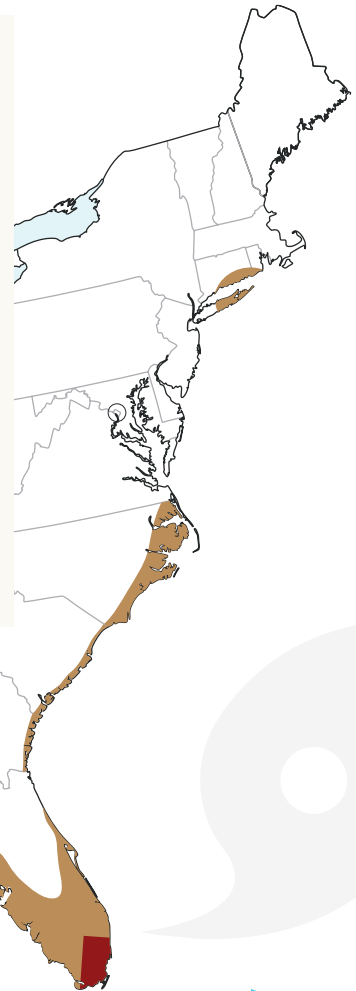


Wind-Borne Debris Region (WBDR) - Designed to withstand wind forces up to 167 mph (DP-50). (ASTM E330, ASTM E331, ASTM E1886 and ASTM E1996).



High Velocity Hurricane Zone (HVHZ) - Designed to withstand wind forces up to 175 mph (DP-55). (TAS 201, TAS 202 and TAS 203).

**The below map is for reference only. Please make sure to confirm actual building code requirements in your area before placing your door order.*



WEATHERED WOOD TREATMENTS

Add a stylish look to your door with weathered distressing and wire brush treatments. Hardwood distressing is a process that changes the texture and appearance of the wood for a dynamic, bold, and pronounced look. This unique stylish aesthetic treatment is sure to give your door an added touch of detail to your home.



No Distress
4082 in Knotty Alder



Light Distress
4082 in Knotty Alder



Medium Distress
4082 in Knotty Alder



Heavy Distress
4082 in Knotty Alder



Medium Wirebrush
4082 in Fir

Hardwood distressing is a process that changes the texture and appearance of the wood for a dynamic, bold, and pronounced look. This stylish aesthetic treatment is unique, sure to give your door an added touch of detail to your liking.





Door 4082 Custom Speakeasy with
Side Lites 4661 shown in Knotty
Alder with Heavy Distress



Custom Doors 4502L (8/0)
shown in Mahogany
See page 47



CUSTOM DESIGNED DOORS

MADE ESPECIALLY FOR YOU

Explore the countless possibilities with interior and exterior doors, which can be customized especially for you. With expertise, innovation and care, we build custom door solutions for people like you who desire grand sizes, imaginative shapes and styles, and superior performance. Rogue Valley Door can custom build any door you desire including multiple species, carved, etched and custom shapes.

WE CAN BUILD ANY DOOR YOU CAN IMAGINE

Your home reflects your lifestyle. From outdoor landscaping to interior design, your imagination is what turns a house into a home. Enhancing it with custom doors makes a bold statement and puts the finishing touches on your creation. Considering Rogue Valley Door offers a multitude of custom styles and shapes using a wide variety of wood species and glass treatments, the possibilities are endless. Whether you're an architect, a builder or a homeowner, we offer not only the finest wood doors available, but also the opportunity for you to design your own. If you can imagine it, we can build it.


When you partner with Rogue Valley Door, our goal is to excite, inspire and provide you with the creative tools to design doors as unique as you are. From initial sketches, we generate a precise CAD drawing. From there, the design is sent along to our craftsmen. With great pride and attention to detail, we incorporate the materials you choose, build it to your precise specs and have it ready to ship within weeks. To explore the possibilities and see how simple we make the process, visit us at www.roguevalleydoor.com and click on Door Builder.



Custom Door 4082-ED (3/6 x 8/0), Custom Side Lites 4702, Custom Transom 6702, all shown in Knotty Alder with Seedy Baroque Glass



Door 4082-CA
with Pinnacle Moulding
shown in Knotty Pine



Custom Door 4082-VAD (8/0), Side Lites 4702-V,
Transom 6702, all shown in Knotty Alder

OUR CUSTOM DOORS FEATURE MULTIPLE SPECIES, CARVED, ETCHED AND CUSTOM SHAPES



Custom Door 4082-AD (3/6 x 8/0), Custom Side Lites 4702, Custom Transom 6702, all shown in Walnut

Custom Multiple Species



With Custom Multiple Species Doors from Rogue Valley Door you can mix and match your favorite species to create the look that fits your home.

See page 40 for more Custom Multiple Species Door ideas.

Custom Carved



Our Custom Carved Doors are designed for business and home to enhance your doors with carved words, logos or graphics.

See page 42 for more Custom Carved Door ideas.



Custom Etched Glass



Create a Custom Etched Door with words, logos or graphics of your choice.

See page 44 for more Custom Etched Door ideas.

Custom Shaped



Custom Shaped Doors, for both interior and exterior doors, will add character to your home.

See page 46 for more Custom Shaped Door ideas.

CUSTOM MULTIPLE SPECIES

Mix and match your favorite wood species to create a unique contrasting look that fits your home.

Door 4055 shown in Multiple
Species Fir and Mahogany with
Square Sticking and Custom
Vertical Grain Panels



MULTIPLE SPECIES CUSTOM DOORS



4030
30
Pine and Mahogany shown
with Square Sticking



4030
30
Walnut and Pine shown with
Square Sticking



4030
30
Cherry and Maple shown with
Square Sticking



4030
30
Alder and Birch shown with
Square Sticking



4030
30
Maple and Mahogany shown
with Square Sticking



4030
30
Mahogany and Maple shown
with Square Sticking



4030
30
Red Oak (side shown) and Walnut
with Square Sticking



4030
30
Walnut (side shown) and Red
Oak with Square Sticking



4030
30
Ash and Cedar shown with
Square Sticking



4030
30
Hickory and Rustic Walnut
shown with Square Sticking



4030
30
Jatoba and Hemlock shown with
Square Sticking



4030
30
Knotty Alder and Knotty Pine
shown with Square Sticking

CUSTOM CARVED

For business or home, enhance your doors with carved words, logos or graphics. Utilizing our state of the art digital CNC equipment we can carve your custom layout into any of our wood doors.



Door 82 shown in Knotty Alder
with Custom Carving

CARVED CUSTOM DOORS



4092-A
92-A
Primed with Custom Carving



4020 1P
20
Primed with Custom Carving



4092-A
92-A
Primed with Custom Carving



4020 1P
20
Primed with Custom Carving



4020 1P
20
Fir and Maple with Square Sticking with Custom Carving



4020 1P
20
Fir and Maple with Custom Carving



4082-A
82-A
Walnut and Maple with Custom Carving



4082-A
82-A
Walnut and Maple with Custom Carving



4082
82
Fir and Mahogany with Custom Carving



4020-A
20-A
Oak and Fir with Custom Carving



4082
82
Cherry and Maple with Custom Carving



4082
82
Cherry and Maple with Custom Carving

CUSTOM ETCHED GLASS

Door 1501 shown in Knotty Alder
with Custom Etched Glass



Etching is an age old treatment for enhancing the look of glass. Adding this touch to your Rogue Valley Door is easy. Provide us with your custom designed logo, graphics or type and we'll etch it professionally into the glass of your choice. It's the perfect glass finish to a quality wood door.

Please contact your Rogue Valley Door dealer, or visit us at www.roguevalleydoor.com for etching specifications.

NOTE: For illustrative purposes, all etched glass was photographed against a black background to show detail.

ETCHED GLASS CUSTOM DOORS



144 (SG) 
Red Oak with Custom Etching



144 (SG) 
Red Oak with Custom Etching



144 (SG) 
Red Oak with Custom Etching



144 (SG) 
Red Oak with Custom Etching




1591 Laundry (SG) 
Pine with Laundry Glass



1501 (SG) 
Fir with Custom Etching



1501 Wine (SG) 
Knotty Alder with Custom Etching




1501 (SG) 
Fir with Custom Etching




1592 Office (SG) 
Pine with Office Glass



1501 (SG) 
Knotty Alder with Custom Etching



1501 (SG) 
Fir with Custom Etching



1501 (SG) 
Pine with Custom Etching

CUSTOM SHAPED

Custom shaped interior and exterior doors will add character to your home. Combining beautiful wood, arched panels, and old world craftsmanship, this treatment steeped in European tradition is readily available thanks to Rogue Valley Door's custom shaped door options.

This collection of interior and exterior doors is earthy, rustic, and natural, having been crafted from the finest Mahogany, Knotty Alder, Hickory, and more. Whether it's an odd-shaped closet space or an unconventional entrance to a room we can produce it for you. Contact your RVD dealer to see how easy designing custom-shaped doors can be.



SHAPED CUSTOM DOORS



4623-RD
Red Oak with Catalina Glass
available in Brass Caming



4963-AD
Alder with Poppies Glass
available in Patina Caming



4944 CUSTOM
Fir with Flat Panel



4517-RD (IG)
1517-RD (SG)
Fir



4044 CLIP DOOR
44 CLIP DOOR
Fir



4082-RD
82-RD
Fir



4501-RD (IG)
1501-RD (SG)
Fir



4502L (IG)
1502L (SG)
Fir



412-VAD (IG)
512-VAD (SG)
Knotty Pine



5030-AD ARP
Knotty Alder



9055 CUSTOM
Fir

VALLEY
DOOR SINCE
1973



ENTRY DOORS

WELCOME TO OUR HOME

From meticulously crafted decorative doors with sidelights and custom glass to classic traditional entrances, Rogue Valley Door offers a great variety of ways to say, "Welcome to our home." Some of the choices include rustic entry doors; inviting panel doors; expressive plank and speakeasy doors; and French doors with flair. Rogue Valley Door entrances set the tone for your home and make lasting impressions. Built to last a lifetime, our finely crafted entry doors will stand up to the seasons and stand proudly and welcoming for generations to come.

Door 4682 and Side Lites 4703
shown in Cherry (stained)
See page 67





ENTRY DOORS

URBAN COLLECTION

City style and modern lines come together with timeless quality and wood craftsmanship in the Rogue Valley Door Urban Collection. We've teamed with our talented architects and designers to develop a unique selection of beautiful wood doors with clean geometric designs that create an atmosphere of calm and tranquility within the fast pace of city living.



Door and Side Lites 4042-G (8/0)
Shown in Fir with Square Sticking
See page 54

Right, 4077-G Shown in Fir with
Square Sticking and Satin Glass
See page 53





Door 4026-G 5-PNL (3/6 x 8/0)
shown in Fir with Square Sticking



Door 7006-H (8/0) shown
in Fir with Metal Inlays
See page 55



URBAN COLLECTION ENTRY DOORS



4026
Fir with Square Sticking



4026-G (IG)
26-G (SG)
Fir with Square Sticking



4026-AS
Fir with Square Sticking



4026-ASG (IG)
20-ASG (SG)
Fir with Square Sticking



4077
Fir with Square Sticking



4077-G (IG)
77-G (SG)
Fir with Square Sticking



7100 (IG)
Fir with Square Sticking



7300 (IG)
Fir with Square Sticking



7300-S (IG)
Fir with Square Sticking



4028
Fir with Square Sticking



4028-G (IG)
28-G (SG)
Fir with Square Sticking



4028-AS
Fir with Square Sticking

No warranty against warp on 7100, 7300, & 7300-S.

■ Rogue Premium
 ■ Premium Plus*
 ■ All Sizes
 ■ All Glasses
 ■ All Woods
 ■ Fire Rated
 ■ Impact Rated
 *Premium Plus available in Fir, Pine & Primed

URBAN COLLECTION ENTRY DOORS



4028-ASG (IG)
28-ASG (SG)
Fir with Square Sticking



4654 (IG)
Fir with Square Sticking



4021
21
Fir with Square Sticking



4021-G (IG)
21-G (SG)
Fir with Square Sticking



7026
Fir



7126 (IG)
Fir



4022
22
Fir with Square Sticking



4022-G (IG)
22-G (SG)
Fir with Square Sticking



4042
42
Fir with Square Sticking



4042-G (IG)
42-G (SG)
Fir with Square Sticking



4910 (IG)
Fir with Square Sticking




4400 (IG)
Fir with Square Sticking

URBAN COLLECTION ENTRY DOORS



4400-G (IG) 
Fir with Square Sticking



4032 
32
Fir with Square Sticking



4032-G (IG) 
32-G (SG)
Fir with Square Sticking




4910-G (IG) 
Fir with Square Sticking




7006-H 
Fir with Black Metal Inlays



7006-H 
Mahogany with Silver Stainless
Metal Inlays




7126 
Fir with Silver Stainless Metal
Panel




4032 
Fir with Square Sticking and
Silver Stainless Metal Panels




4026 
26
Fir with Square Sticking and
Black Metal Panels




4077 
77
Fir with Square Sticking and
Silver Stainless Metal Panels



4042 
42
Mahogany with Square Sticking
and Black Metal Panels



7040 (IG) 
Mahogany with Square Sticking
and Silver Stainless Metal Inlay

PIVOT DOORS

Rogue Valley Door is proud to add Pivot Doors to our Urban Door Collection.

The modern pivot door is one of today's best door trends. So Rogue Valley Door has expanded our popular line of contemporary Urban door designs to include pivot doors. These doors feature the unique pivoting functionality plus a modern style that will make your home's entryway unique.

The large-scale, floor-to-ceiling doors pivot on an axis instead of opening and closing from a wall-mounted hinge making this door design perfect for entryways where you need a very large door. Pivot door designs are the epitome of cool, urban style.



Above right, Pivot Door
4077-G (4/0) shown in Fir

Pivot Door 7126 (4/0)
shown in Fir
See page 57

URBAN COLLECTION ENTRY DOORS

Our pivot door design and construction produces no visible frame hinges, but rather an invisible vertical axis which allows the choice to setup the door to open inwardly or outwardly.

Also, Rogue Valley Door can custom design and build a pivot door especially for your home, making it a one-of-a-kind. Contact your Rogue Valley Door representative today to learn more.



4026-G (IG) 4/0 X 8/0
Mahogany with Square Sticking



4077-G (IG) 4/0 X 8/0
Fir with Square Sticking



7126 (IG) 4/0 X 8/0
Fir



7006-H 4/0 X 8/0
Fir with Black Metal Inlays



4042-G 5PNL (IG) 4/0 X 8/0
Fir with Square Sticking



7026 4/0 X 8/0
Fir



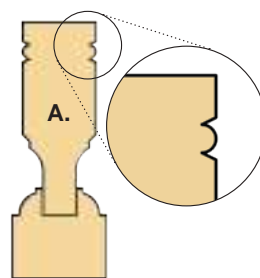


ENTRY DOORS

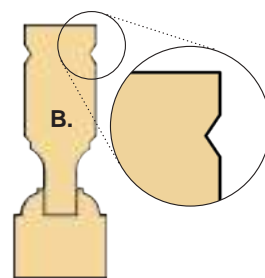
GROOVED PANEL

Choose ornate beaded panel or true v-groove panel doors for a timeless entry treatment.

Grooved Panel Options



BEADED PANEL
(A. STANDARD)



**TRUE
V-GROOVE PANEL**
(B. OPTIONAL)*

**When ordering, please
specify "True V-Groove"*



GROOVED PANEL ENTRY DOORS



4020-V
Fir



5020 PRP
Knotty Alder



4020-VA
Fir



5020-A PRP
Knotty Alder



4082-VA
Alder



4093-V
Hemlock



5030 PRP
Knotty Alder



4030-V
Maple



5030-A PRP
Knotty Alder



4030-VA
Primed



5082 PRP
Knotty Alder



5082-A PRP
Knotty Alder

GROOVED PANEL ENTRY DOORS



4082-V
Hemlock



4661-V (Low-E IG)
4661-V (Low-E IG) SIDE LITES
Fir with Large Block Dentil Shelf



4661-VA (Low-E IG)
4661-V (Low-E IG) SIDE LITES
Fir



4631-V (Low-E IG)
4631-V (Low-E IG) SIDE LITES
Fir with Small Block Dentil Shelf



4631-VA (Low-E IG)
4631-V (Low-E IG) SIDE LITES
Fir with Small Block Dentil Shelf



4982-V (Low-E IG)
4703-V (Low-E IG) SIDE LITES
Fir



4982-VA (Low-E IG)
4703-V (Low-E IG) SIDE LITES
Fir




412-V (Low-E IG)
4704-V (Low-E IG) SIDE LITES
Fir




412-VA (Low-E IG)
4704-V (Low-E IG) SIDE LITES
Fir

GROOVED PANEL ENTRY DOORS




5661 PRP(Low-E IG) 
Knotty Alder




5661-A PRP(Low-E IG) 
Knotty Alder



5506 PRP(Low-E IG) 
Knotty Alder



5508 PRP(Low-E IG) 
Knotty Alder



7016-H 
Knotty Pine



4664-V 
Red Oak



7020-H 
Knotty Pine




7026 
Fir




7004 
Fir




7007 
Mahogany



7008 
Fir with Pyramid Clavos



7006-A 
Knotty Alder with Dome Clavos

No warranty against warp on Plank doors.



Custom 7026 Plank Door (3/6 x 8/0),
Custom Side Lites (by other), both
shown in Knotty Alder with Distressing




Door 4661-VA shown in Fir
See page 61



ENTRY DOORS

TRADITIONAL

Traditional design meets uncompromising craftsmanship in the Rogue Valley Door Traditional Door Collection. When it comes to lasting style and appeal, traditional door styles can be your best choice to create a magnificent first impression. Alluring and enduring, these classic doors are built to stand up to the elements just like the designs have stood the test of time.



Door 4132 (8/0) and Side Lites
4703 shown in Red Oak
See page 71




Door 4056 shown in Fir
See page 67

TRADITIONAL ENTRY DOORS




4612 (IG) 
Fir shown in Flat Panel




4108 (IG) 
Fir shown in Flat Panel




4633 (Low-E IG) 
Knotty Alder



4663 (Low-E IG) 
Knotty Alder



4631 (Low-E IG) 
Fir shown in Flat Panel with
Small Block Dentil Shelf



4632 (Low-E IG) 
Fir shown in Flat Panel




4632-A (Low-E IG) 
Fir shown in Square Sticking



4642 (Low-E IG) 
Knotty Alder




4661-A (Low-E IG) 
Fir shown in Flat Panel with
Large Block Dentil Shelf



4661 (Low-E IG) 
Fir w/ Raised Panel



4662 (Low-E IG) 
Knotty Alder shown in
Square Sticking




4662-A (Low-E IG) 
Fir shown in Square Sticking

TRADITIONAL ENTRY DOORS




4697 (Low-E IG) 
Alder shown in Flat Panel



4693 (Low-E IG) 
Knotty Alder



5661 ARP (Low-E IG) 
Knotty Alder



5661-A ARP (Low-E IG) 
Knotty Alder



4056 (Low-E IG) 
Fir



4667 (Low-E IG) 
Cherry




4182 (IG) 
182 (SG)
Pine



4382 (IG) 
382 (SG)
Fir




4482 (IG) 
482 (SG)
Poplar



4682 (IG) 
682 (SG)
Poplar



4982 (IG) 
982 (SG)
Primed



4117 (IG) 
117 (SG)
Fir



Door 4910 shown in Mahogany
with Heavy Water Glass
See pages 54 and 71



Door 4035 shown in Pine
See page 70



TRADITIONAL ENTRY DOORS



4118 (IG)
118 (SG)
White Oak



4318 (IG)
318 (SG)
Primed



4418 (IG)
418 (SG)
White Oak



4618 (IG)
618 (SG)
White Oak



4918 (IG)
918 (SG)
White Oak



4144 (IG)
144 (SG)
Pine



4344 (IG)
344 (SG)
Mahogany



4444 (IG)
444 (SG)
Fir



4644 (IG)
644 (SG)
Fir



4944 (IG)
944 (SG)
Mahogany



4831 (IG)
831 (SG)
Pine



4832 (IG)
832 (SG)
Primed w/ Square Sticking

TRADITIONAL ENTRY DOORS



4841 (IG) 
841 (SG)
Pine




4842 (IG) 
842 (SG)
Pine




4843 (IG) 
843 (SG)
Pine



4853 (IG) 
853 (SG)
Pine



4863 (IG) 
863 (SG)
Pine



4872 (IG) 
872 (SG)
Pine




4943 (IG) 
2943 (SG)
Hickory



4571 (IG) 
Pine



4570 (IG) 
2570 (SG)
Pine



4031 (IG) 
2031 (SG)
Pine



4035 (IG) 
2035 (SG)
Pine



2039 (SG) 
Fir

TRADITIONAL ENTRY DOORS



4020 (IG)
2020 (SG)
Pine



4132 (IG)
2132 (SG)
White Oak



4134 (IG)
2134 (SG)
Pine



4619 (IG)
Fir



2005 (SG)
Fir



2045 (SG)
Fir (Wicket only available in
Fir door)



4614 (IG)
2614 (SG)
Pine



S-080
Fir



4910 (IG)
Pine



ENTRY DOORS

FRENCH

Few entry treatments make the case for dramatic appeal better than French doors. Rogue Valley Door French Doors are available in dozens of styles and configurations to fit your the design demands of your home décor. Just pair the wood and glass treatment with the door style that fits your home and leave the rest to Rogue Valley Door.



Exterior Doors 4503 shown in
Primed with Interior Door 1510
shown in Primed
See page 74

Left, Door 5506 ARP shown in
Knotty Alder
See page 75



FRENCH ENTRY DOORS



4501 (IG) 
1501 (SG)
Fir



4537 (IG) 
1537 (SG)
Fir



4503 (IG) 
1503 (SG)
Fir




4505 (IG) 
1505 (SG)
Fir



4508 (IG) 
1508 (SG)
Maple



4509 (IG) 
1509 (SG)
Ash



4510 (IG) 
1510 (SG)
Primed



4515 (IG) 
1515 (SG)
Birch



401 (IG) 
501 (SG)
Walnut



410 (IG) 
510 (SG)
Pine



412 (IG) 
512 (SG)
Walnut



4597 (IG) 
1597 (SG)
Fir

FRENCH ENTRY DOORS



4598 (BEVEL IG) 
1598 (BEVEL SG)
Fir



5001 (IG) 
5001-SG (SG)
Knotty Alder




5010 (IG) 
5010-SG (SG)
Knotty Alder




5506 ARP (Low-E IG) 
Knotty Alder



5508 ARP (Low-E IG) 
Knotty Alder



4531 (IG) 
1531 (SG)
White Oak



4532 (IG) 
1532 (SG)
Primed



4541 (IG) 
1541 (SG)
White Oak




4542 (IG) 
1542 (SG)
White Oak



4543 (IG) 
1543 (SG)
Alder shown with Square Sticking



4553 (IG) 
1553 (SG)
White Oak



4563 (IG) 
1563 (SG)
White Oak



FRENCH ENTRY DOORS



4572 (IG) 1572 (SG)
White Oak



4583 (IG) 1583 (SG)
White Oak



4581 (IG) 1581 (SG)
Fir



4502 (IG) 1502 (SG)
Fir



4030-G (IG) 30-G (SG)
Fir



4044-G (IG) 44-G (SG)
Pine



4055-G (IG) 55-G (SG)
Fir



4130-G (IG) 66-G (SG)
Fir



4010-G (IG) 88-G (SG)
White Oak



4533 (IG) 1533 (SG)
Mahogany



4501-GBG (IG)
Pine



4517-R (IG) 1517-R (SG)
Primed

Our French-Styled SDL Doors offer increased design flexibility.

Our custom French-Styled SDL Glass Doors create a divided light look, offer increased design flexibility and increase energy-efficiency. This beautiful custom door treatment is the perfect combination of elegance and practicality.



Door S-094 (8/0) shown
in Fir with Satin Glass
See page 79

FRENCH ENTRY DOORS



S-082 (IG) 
Fir



S-084 (IG) 
Fir



S-086 (IG) 
Fir



S-100 (IG) 
Fir



S-102 (IG) 
Fir



S-102-AD (IG) 
Fir



S-088 (IG) 
Fir



S-094 (IG) 
Fir



S-090 (IG) 
Fir



FRENCH ENTRY DOORS



S-092 (IG)

Fir



S-104 (IG)

Fir



S-094-CAD (IG)

Fir



S-096 (IG)

Fir



S-098 (IG)

Fir





Door S-098 shown in Fir
See page 80



Door S-096 shown in Fir
See page 80

ENTRY DOORS

PANEL



Our roots are in the designs and craftsmanship of our Panel Doors. They are created in a variety of wood species, architectural styles and classic creative designs. And every door is precisely built to Rogue Valley Door exacting standards.



Door 4082 (3/6 x 8/0), Side Lites
4702, Transom 6701 (with GBG), all
shown in Fir with Square Sticking
See page 84



Door 4130 (8/0) shown in Red Oak
See page 84

PANEL ENTRY DOORS



4020 1P
Fir shown in Square Sticking




4082
Hemlock shown in Square Sticking



4082-A
Knotty Alder



4083
Fir



5020 ARP
Knotty Alder



5020-A ARP
Knotty Alder



5030 ARP
Knotty Alder



5030-A ARP
Knotty Alder



5082 ARP
Knotty Alder



5082-A ARP
Knotty Alder



4130
Red Oak



4010
Pine

PANEL ENTRY DOORS



4009
Fir



4046
Knotty Alder



4060-C
Fir



4044
Mahogany



4054
Primed



4055
Fir



4002
Maple



4003
Fir shown in Flat Panel



4086
Walnut



4045
Pine



4067
Pine



4064
Pine



PANEL ENTRY DOORS



4582
Fir shown in Square Sticking



4085
Fir shown in Flat Panel



4030
Fir shown with Square Sticking



4033
Birch shown with Flat Panel



4040
Alder



4091
Fir



4092
Mahogany



4093
Maple



4094
Birch



4095
Alder



4096
Hickory



4082L
Fir

ENTRY DOORS

DECORATIVE

85. ROGUE VALLEY DOORS
RVD

Choose from our collection of beautifully created decorative doors. From stately elegance to artistic expression, we blend wood, glass and coming exquisitely for an impressive welcome.

Our decorative glass doors have always been a popular choice for elegant entry doors because they add visual interest and create a beautiful design element in your home. These doors are an excellent way to customize your home, while providing privacy and sound buffering and light. All of our decorative glass designs feature coming in either Patina (black), Zinc (silver) and Brass (gold).



Patina Caming
(Black)



Zinc Caming
(Silver)



Brass Caming
(Gold)



Door 4961-V and Sides Lites
4961-V shown in Maple
with Traditions Glass
See page 93



Door 4917 and Side Lite 4901
with Pasadena Glass
See page 93

DECORATIVE ENTRY DOORS



4620
Cherry with Victorian Glass
(available in Brass Caming)



4961-VA
Knotty Alder with Traditions Glass
(available in Patina Caming)



4520
Fir with Malibu Glass
(available in Patina Caming)



4620
Cherry with Monticello Glass
(available in Brass Caming)



7072
Fir



7078
Red Oak



4120
Fir with Tuscany Glass
(available in Patina or Zinc Caming)



4520
Fir with Newport Glass
(available in Brass, Patina or Zinc Caming)



4623
Walnut with Olympia Glass
(available in Brass Caming)



4623
Red Oak with Catalina Glass
(available in Brass Caming)



4047
Fir with Prairie Glass
(available in Patina or Zinc Caming)



4101
Pine with Prairie Glass
(available in Patina or Zinc Caming)

DECORATIVE ENTRY DOORS



4962
Fir with Pasadena Glass shown in Flat Panel
(available in Patina or Zinc Caming)



4962-A
Fir with Traditions Glass shown in Flat Panel with Small Block Dentil Shelf
(available in Patina Caming)



4963
Cherry with Traditions Glass
(available in Patina Caming)



4963-A
Alder with Poppies Glass
(available in Patina Caming)



4962
4962 SIDE LITES
Fir with Poppies Glass shown in Flat Panel (available in Patina Caming)



4962-A
4962 SIDE LITES
Knotty Alder with Traditions Glass (available in Patina Caming)



4462
4462 SIDE LITES
Fir with Prairie Glass shown in Flat Panel (available in Patina or Zinc Caming)



4362
4962 SIDE LITES
Fir with Traditions Glass shown in Flat Panel (available in Patina Caming)

Door 4917 and Side Lite 4901
with Traditions Glass
See page 93



Door 4912, Side Lite 4901-C, all shown in
White Oak with Traditions Glass
See page 94



DECORATIVE ENTRY DOORS



4962

4962 SIDE LITES

Fir with Traditions Glass shown in Flat Panel (available in Patina Caming)



4962-A

4962 SIDE LITES

Fir with Traditions Glass shown in Flat Panel (available in Patina Caming)



4917

4901 SIDE LITES

Fir with Traditions Glass (available in Patina Caming)



4917

4901 SIDE LITES

Fir with Pasadena Glass (available in Patina or Zinc Caming)



4751

4751 SIDE LITES

Poplar with Tuscany Glass (available in Patina or Zinc Caming)



4961-V

4961-V SIDE LITES

Maple with Poppies Glass (available in Patina Caming)



DECORATIVE ENTRY DOORS



4936

4901 SIDE LITES

Cherry with Traditions Glass (available in Patina Caming)



4936

4901 SIDE LITES

Cherry with Pasadena Glass (available in Patina or Zinc Caming)



4933

4901 SIDE LITES

Mahogany with Traditions Glass (available in Patina Caming)



4933

4901 SIDE LITES

Mahogany with Pasadena Glass (available in Patina or Zinc Caming)



4912

4901-C SIDE LITES

White Oak with Traditions Glass (available in Patina Caming)



4912

4901-C SIDE LITES

White Oak with Pasadena Glass (available in Patina or Zinc Caming)



DECORATIVE ENTRY DOORS



4953-A
4751 SIDE LITES
Walnut with Palazzo Glass (available in Zinc Caming)



4060
4750 SIDE LITES
Red Oak with Catalina Glass (available in Brass, Patina or Zinc Caming)



4060
4750 SIDE LITES
Fir with Newport Glass (available in Brass or Patina Caming)



4070
4750 SIDE LITES
Birch with Willow Glass (available in Patina)



7070
7750 SIDE LITES
Cherry with Willow Glass (available in Patina Caming)




7070
7750 SIDE LITES
Red Oak with Newport Glass (available in Brass or Patina Caming)





Door 4070, Side Lite 4705, and
Transom 6705 shown in Fir
with Willow Glass
See page 97



Door 4060, Side Lites 4750,
both shown in Knotty Alder
with Catalina Glass
See page 98

DECORATIVE ENTRY DOORS



4050
4750 SIDE LITES
Mahogany with Catalina Glass (available in Brass Caming)



4070
Red Oak with Willow Glass
(available in Patina Caming)



7070
Cherry with Clear Bevel



7050
Red Oak with Catalina Glass
(available in Brass Caming)



4080
4780 SIDE LITES
Poplar with Newport Glass (available in Brass, Patina or Zinc Caming)



4080-P
Red Oak



7777
7777 SIDE LITES
Maple with Olympia Glass (available in Brass or Zinc Caming)

DECORATIVE ENTRY DOORS



7077

7777 SIDE LITES

Maple with Newport Glass (available in Brass, Patina or Zinc Caming)



7071

7771 SIDE LITES

Mahogany with Olympia Glass (available in Brass, Patina or Zinc Caming)



4546

4746 SIDE LITES

Cherry with Catalina Glass (available in Brass Caming)



4546

4746 SIDE LITES

Cherry with Floral Glass (available in Zinc Caming)



4544

4744 SIDE LITES

Mahogany with Tiara Glass (available in Patina Caming)



4932

4902 SIDE LITES

Fir with Prairie Glass (available in Patina or Zinc Caming)



DECORATIVE ENTRY DOORS



4414



Red Oak with Catalina Glass (available in Brass or Patina Caming)



4414



Red Oak with Willow Glass (available in Patina Caming)

VALLEY DOOR SINC



Doors 4414 (8/0) shown
in Fir with Willow Glass
See page 99



Doors 820-V show in Knotty Alder
See page 104



INTERIOR DOORS

BEAUTY WITH PURPOSE

Complement your room design with the beauty, form and function of Rogue Valley Door interior doors. An integral part of your interior design, the right interior doors can greatly enhance a room's color, furnishings and décor. They provide a first impression and a finishing touch. From the practical value and comfort of our Sustainable Designed Fiberboard (SDF) doors to rustic, grooved-panel or traditional designs, Rogue Valley Door offers the perfect interior options for any application.

SLIDING BARN DOORS

Sliding barn doors are not just for barns anymore. Barn-style doors have come inside and are giving homeowners a fresh, new look on a classic American design.

Rogue Valley Door is bringing the charm of the great American barn and its smart, sliding barn doors into your home with our new collection of barn-style door designs.

From rustic living rooms to contemporary office spaces, our barn-style doors offer your home a unique function as well as great eye appeal. Barn door designs are also perfect as room dividers or for enclosing pantries or laundry rooms.

Functionally, our barn-style doors are big space savers because they require 9 feet of less space than traditional swinging doors.



Door 201-V shown in
Knotty Alder with
Square Sticking
See page 104

Left, Door 55 shown in
Knotty Alder



INTERIOR SLIDING BARN DOORS



20
Primed or SDF w/ Square Sticking

20-V
Knotty Pine with Square Sticking

201
Fir with Square Sticking

201-V
Knotty Pine with Square Sticking



202
Primed or SDF w/ Square Sticking

828-V
Knotty Alder with Square Sticking

820-V
Knotty Alder with Square Sticking

825
Fir with Square Sticking



825-V
Knotty Alder with Square Sticking

823
Fir with Square Sticking

823-V
Knotty Alder with Square Sticking

824
Primed or SDF w/ Square Sticking

INTERIOR SLIDING BARN DOORS



826
Knotty Pine with Square Sticking

826-V
Primed or SDF w/ Square Sticking

1501 (SG)
Knotty Alder

501 (SG)
Mahogany



1533 (SG)
Mahogany

55-G (SG)
Mahogany with Square Sticking

77-G (SG)
Fir with Square Sticking

42-G (SG)
Fir with Square Sticking



7006-H
Fir

7016-H
Knotty Pine

7026
Fir

7126 (SG)
Fir

INTERIOR DOORS

URBAN COLLECTION

Our Urban Door Collection is the perfect blend of solid workmanship and the very best in metro design. Rogue Valley Door is built from the ground up to meet the custom needs of architects and designers that care about unique urban design.



Mahogany with Square Sticking
and Black Metal Panels
See page 108

Door 22-G shown in Fir with
Square Sticking and Satin Glass
See page 109



URBAN COLLECTION INTERIOR DOORS



26
Fir with Square Sticking



26-G (SG)
Fir with Square Sticking



26-AS
Fir with Square Sticking



26-ASG (SG)
Fir with Square Sticking



77
Fir with Square Sticking



77-G (SG)
Fir with Square Sticking



28
Fir with Square Sticking




28-G (SG)
Fir with Square Sticking



28-AS
Fir with Square Sticking



28-ASG (SG)
Fir with Square Sticking



21
Fir with Square Sticking



21-G (SG)
Fir with Square Sticking

Fire Rated (red squares) door designs are available with a fire rating as different pattern numbers. Please refer to the Entry Door section for proper pattern numbers.

URBAN COLLECTION INTERIOR DOORS



22
Fir with Square Sticking



22-G (SG)
Fir with Square Sticking



42
Fir with Square Sticking



42-G (SG)
Fir with Square Sticking



32
Fir with Square Sticking



32-G (SG)
Fir with Square Sticking



7026
Fir



32
Fir with Square Sticking and Silver Stainless Metal Panels



26
Fir with Square Sticking and Black Metal Panels



77
Fir with Square Sticking and Silver Stainless Metal Panels



42
Mahogany with Square Sticking and Black Metal Panels



7040 (SG)
Mahogany with Square Sticking and Silver Stainless Metal Panels



Door 82-V PRP shown in Fir



INTERIOR DOORS

GROOVED PANEL

Take a classic design, add your personal touch with your choice of wood, and you have eye-catching grooved panel interior doors.

Choose from our collection of grooved interior doors which offer homeowners the unique opportunity to stamp their own personal style throughout their home.

Our ever-increasing collection of designs has something for everyone, from the timeless charm of the country cottage to the contemporary designs of the modern world.

These doors are designed to look simple and elegant yet still incorporate the latest technologies to make them lighter and stronger.





Doors 82-V PRP shown in Fir
See page 103



Door 5030 PRP shown
in Knotty Alder
See page 103

GROOVED PANEL INTERIOR DOORS



20-V
Fir



20-VA
Primed or SDF



82-V
Hemlock



82-VA
Alder



30-V
Maple



30-VA
Fir



5020 PRP
Knotty Alder




5020-A PRP
Knotty Alder



5082 PRP
Knotty Alder



5082-A PRP
Knotty Alder



5030 PRP
Knotty Alder



5030-A PRP
Knotty Alder

Fire Rated (red squares) door designs are available with a fire rating as different pattern numbers. Please refer to the Entry Door section for proper pattern numbers.

FRENCH

Whether they lead into a den, bedroom or home office, interior French doors bring a unique touch of elegance to any room. Rogue Valley Door offers an extensive number of wood, glass and design options to create a dramatic entrance to any room.

Our French interior doors are one of the best ways to separate a space without eliminating the openness in your home. They provide superior insulation and protection from noise and changing temperatures. And if you want more light passing from one room to another, these doors are a great option. They feature a combination of glass panels (several treatments to pick from) and rich woods that add a sense of style and sophistication to your home.



Doors 1510 shown in Alder
See page 116



Doors 1501 shown in Knotty Alder
See page 105 and 116

FRENCH INTERIOR DOORS



1501 (SG) 
Fir



1537 (SG) 
Fir



1503 (SG) 
Fir




1505 (SG) 
Fir



1508 (SG) 
Maple



1509 (SG) 
Ash



1510 (SG) 
Pine



1515 (SG) 
Birch



1531 (SG) 
White Oak



1532 (SG) 
Primed or SDF



1541 (SG) 
White Oak



1542 (SG) 
White Oak

FRENCH INTERIOR DOORS



1543 (SG) 
Alder shown in Square Sticking



1553 (SG) 
White Oak



1563 (SG) 
White Oak



1572 (SG) 
White Oak



1583 (SG) 
White Oak



501 (SG) 
Walnut



510 (SG) 
Fir



512 (SG) 
Walnut



1597 (SG) 
Fir



1598 (Bevel SG) 
Fir



1502 (SG) 
Fir



1533 (SG) 
Mahogany



Doors 1510 shown
in Knotty Alder
See page 116

Hallway Door 5082-A ARP
shown in Knotty Alder
See page 84



Doors 1501 shown in Primed
with Seedy Baroque Glass
See page 105 and 116



FRENCH INTERIOR DOORS




30-G (SG) 
Fir



44-G (SG) 
Pine



66-G (SG) 
Fir



88-G (SG) 
White Oak



1517-R (SG) 
Fir



1517-RD (SG) 
Fir



1501-R (SG) 
Fir



1501-RD (SG) 
Fir



1590 Pantry (SG) 
Cherry



1591 Laundry (SG) 
Pine



1592 Office (SG) 
Pine



1501 (SG) 
Pine with Safety Back Mirror



INTERIOR DOORS

PANEL

Combine the rich characteristics of our wood options with classic panel door design and you have an elegant traditional look that never goes out of style.

Rogue Valley Door wood panel doors offer the charm and quality of true stile and rail construction that provide wonderful solutions for the interior of your home. Available in multiple species and various styles to match your home's décor.

Simply choose a Rogue Valley Door panel design that meets the architectural needs of your home, from traditional to contemporary. You will not be disappointed with the solid core stile and rail construction or its long-lasting beauty.



Doors 30 with Flat Panel
shown in Stained Fir
See page 122

PANEL INTERIOR DOORS



30
Fir shown in Square Sticking



33
Fir shown in Flat Panel



20
Fir shown in Square Sticking



82
Fir shown in Square Sticking



82-A
Knotty Alder



82L
Fir



82
Primed or SDF shown with
Pinnacle Raised Mouldings



83
Fir



54
Primed or SDF



55
Fir



44
Mahogany



44-A
Mahogany

Fire Rated (red squares) door designs are available with a fire rating as different pattern numbers. Please refer to the Entry Door section for proper pattern numbers.

PANEL INTERIOR DOORS



2003
Mahogany shown in Flat Panel



66
Fir



88
Pine



2002
Maple



2060
Fir



86
Walnut



45
Pine



2009
Fir



67
Pine



64
Pine



2582
Fir shown in Square Sticking



85
Fir shown in Flat Panel



Door 66 shown in Pine
See page 123



Door 82-A shown in Walnut
See page 122



Door 93 shown in Maple
See page 125

PANEL INTERIOR DOORS



33
Birch shown in Flat Panel



40
Alder



91
Fir



92
Mahogany



93
Maple



94
Birch



95
Alder



96
Hickory



10
Pine



32
Fir with Square Sticking



85
Primed or SDF

Fire Rated (red squares) door designs are available with a fire rating as different pattern numbers. Please refer to the Entry Door section for proper pattern numbers.

Rogue Premium Premium Plus* All Sizes All Glasses All Woods Fire Rated Impact Rated *Premium Plus available in Fir, Pine & Primed

CLOSET

If there's a category for the loneliest doors in a home, the outright winner would have to be Closet doors. We see that as an opportunity to create something special. Closet doors don't need to be ordinary. Build yours with a great selection of wood species and door designs from panel to louvered and more.





CLOSET INTERIOR DOORS



10 BF
Fir



20 BF
Fir with Square Sticking



30 BF
Fir with Square Sticking



33 BF
Fir with Square Sticking



40 BF
Fir with Square Sticking



44 BF
Pine



45 BF
Pine



54 BF
Fir



55 BF
Fir with Square Sticking



64 BF
Pine



66 BF
Pine



67 BF
Pine

CLOSET INTERIOR DOORS



82 BF
Fir with Square Sticking



82-A BF
Hemlock



83 BF
Pine



85 BF
Pine



86 BF
Walnut



88 BF
Pine



91 BF
Pine



92 BF
Fir shown with Square Sticking



93 BF
Mahogany



94 BF
Alder



95 BF
Mahogany



96 BF
Alder



Doors 732 BF shown in Pine
See page 131



CLOSET INTERIOR DOORS



44-A BF
Fir



1705 BF (SG)
Pine



703 BF
Maple



730 BF
Pine



732 BF
Pine



733 BF
Cherry



755 BF
Knotty Alder



703
Maple shown with Plantation Louver



730
Pine



732
Fir



733
Cherry



755
Knotty Alder





SPECIALTY DOORS

ESPECIALLY MADE FOR YOU

Creating Specialty Doors to your exact design specs and standards is where the craftsman at Rogue Valley Door roll up their sleeves and really dig in. We love the challenge that comes from the interior design trendsetters we work with every day. Choose from our extensive collection of Specialty Doors, Side Lites & Transoms, unique Glass treatments, as well as Dutch and Cafe doors. You dream up the perfect combination for your space and we'll build it.



Door 1182-A Chalkboard
shown in Knotty Alder
See page 143

SPECIALTY DOORS

SIDE LITES & TRANSOMS

Our side lites and transoms provide a stunning way to extend a grand entrance and brighten any entry. Some of the most intricate and unique designs we encounter are in this category. Let the specialists at Rogue Valley Door add these elements to create a truly unique entrance to your home.



Door 4661-VA and Side Lites
4661-V shown in Mahogany
See page 61



Doors 4612 GBG (8/0) and Transom
6701(w/ GBG) shown in Fir
See page 66

SIDE LITES & TRANSOMS



4701 (IG)
1701 (SG)
Fir



4702 (IG)
1702 (SG)
Mahogany



4703 (IG)
1703 (SG)
Red Oak



4703C (IG)
1703C (SG)
Fir



4704 (IG)
1704 (SG)
Fir



4705 (IG)
1705 (SG)
Fir



4708* (Low-E IG)
1708* (SG)
Alder



4797 (IG)
1797 (SG)
Fir



4798 (Bevel IG)
1798 (Bevel SG)
Fir



4662 (Low-E IG)
2662 (SG)
Fir



4631 (Low-E IG)
2631 (SG)
Fir



4077-G (IG)
77-G (SG)
Fir



4662-V (IG)
2662-V (SG)
Fir



5508 ARP (Low-E IG)
Knotty Alder



5661 ARP (Low-E IG)
Knotty Alder



5703 PRP (Low-E IG)
Red Oak



5506 PRP (Low-E IG)
Knotty Alder



4709 (IG)
1709 (SG)
Fir

*12" & 14" has 4 lites, 16" & 18" has 8 lites

SIDE LITES & TRANSOMS



SEGMENT TRANSOM

Red Oak




ELIPTICAL TRANSOM

Fir shown with 6-Light Sunburst



HALF ROUND TRANSOM

Fir



6701 (IG)

3701 (SG)

Fir



6710C (IG)

3710C (SG)

Alder



6705 (IG)

3705 (SG)

Fir



*All transoms are available in custom sizes and lite patterns.



Door 4093-V (3/6 X 8/0), Side Lites 4701 and Transom 6701 shown in Walnut
See page 60



SPECIALTY DOORS

DUTCH STYLE

Bring the vintage look of yesteryear into your home with our handcrafted Dutch doors. Classic Dutch doors from Rogue Valley Door are a great option to give any room or entrance an added touch of style. These doors can act as two separate sections or easily function together as a whole. And, almost any door we make can be made into a Dutch door.

The original idea of the Dutch door design was to keep farm animals out of rural homes and to keep young children inside. Also, the design allowed light and air through the open top; combining a door with a large window. When the top half of the door was open it let a breeze in the house but stopped dirt from blowing into the floors. These qualities are as smart today as when they were originally designed, while giving a home owner a classic look and feel.



Door 4982-VD (4/0) with
Custom Dutch Shelf and Side
Lites 4703-V shown in Primed
See page 141

DUTCH STYLE SPECIALTY DOORS



4182D (IG)
182D (SG)
Hemlock



4482D (IG)
482D (SG)
Walnut




4644D (IG)
644D (SG)
Fir



4944D (IG)
944D (SG)
Fir



4832D (IG)
832D (SG)
Mahogany



4843D (IG)
843D (SG)
Knotty Alder shown with
Square Sticking



4035D (IG)
2035D (SG)
Fir



4082D
82D
Alder shown with Square
Sticking



4144D (IG)
144D (SG)
Fir



4444D (IG)
444D (SG)
Fir



4344D (IG)
344D (SG)
Fir



4682D (IG)
682D (SG)
Hemlock



Door 4082-VD shown in Fir
with Square Sticking
See page 139

DUTCH STYLE SPECIALTY DOORS




4382D (IG) 382D (SG)
Hemlock



4842D (IG) 842D (SG)
Mahogany



4853D (IG) 853D (SG)
Mahogany



4982D (IG) 982D (SG)
Hemlock



4943D (IG) 2943D (SG)
Primed



4031D (IG) 2031D (SG)
Fir



4118D (IG) 118D (SG)
White Oak



4502D (IG) 1502D (SG)
Primed



2039D (SG)
Fir



4132D (IG) 2132D (SG)
Fir



4044D (IG) 44D (SG)
Fir



4134D (IG) 2134D (SG)
Hemlock

SPECIALTY DOORS

CHALKBOARD

Whimsical and practical, our Chalkboard Doors add a fun touch to a pantry, kids' room, home office or wherever you might need to jot down an idea, instruction, reminder or brilliant word of encouragement. Doors are customized to fit your needs and feature either chalkboard or whiteboard treatments.

If the idea of having a chalkboard or whiteboard is fun but you lack the wall space, consider the Rogue Valley Chalkboard Doors in your home. These are beautiful doors, plus they can capture ideas, act as a calendar, or display fun artwork done by the little ones.

For style flexibility, these interior doors come in different versions applied to our full panel, two panel or three panel doors. A one panel style offers a full-length chalkboard or whiteboard panel that gives the most available "workspace". The two or three panel versions are similar to the full-length version except for a middle rail that provides chalkboard or whiteboard on top and bottom, or just on top.

85. ROGUE VALLEY DOOR.
RVD



Door 1120 Chalkboard
shown in Pine
See page 143



Door 5082-A ARP Whiteboard
shown in Knotty Alder

CHALKBOARD SPECIALTY DOORS



1120

Mahogany with Chalkboard



1182

Fir with Chalkboard



1144

Pine with Chalkboard



1181

Fir with Chalkboard shown in Flat Panel



1220

Knotty Pine with Whiteboard



1282

Red Oak with Whiteboard



1244

Pine with Whiteboard



1281

Fir with Whiteboard shown in Flat Panel



1181-A

Walnut with Chalkboard



1120-A

Fir with Chalkboard



1282-A

Oak with Whiteboard

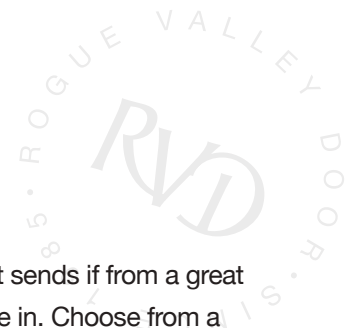


5001-A

Knotty Alder with Whiteboard

SPECIALTY DOORS

ADD-ONS



Sometimes the slightest trim or accessory addition to an exterior door can be the element that sends it from a great look to something unique, compelling and noteworthy. That's where light design touches come in. Choose from a variety of these options to create your very special front door entry.

**Custom Door 4662 shown
in Fir with SDL Bars,
Large Block Dentil Shelf
and Square Sticking
See page 66**



Speakeasy & Grill Accessories

Our speakeasy door grills and hinges/latch are reminiscent of the days of old school mobsters and prohibition. These accessories offer a beautiful focal point for any entryway while providing a unique and functional addition to your door.

These items add a certain rustic accent for your door while providing privacy and heavy-duty construction to help assure your personal safety in classic style.

Grills come in classic black finish and we offer dome and pyramid clavos that can be purchased with adhesive or nail backs.

No warranty against warp on plank doors.



Grill



Hinges/Latch



Dome



Pyrimid

Dentil Shelves



Small Block Dentil Shelf
(shown in Fir)



Large Block Dentil Shelf
(shown in Fir)

Dentil shelves can be added to most wood doors in either small block or large block configurations. They represent a timeless traditional treatment that adds style and dimension to any door.

Glass & Caming Options

Rogue Valley Door decorative glass panel and caming designs offer superior strength, and assurance that your door will last. Not all colors are available in each glass design so please refer to pages 88 thru 99 of this catalog. All of our decorative glass designs feature caming in either Patina (black), Zinc (silver) and Brass (gold).



Patina Caming
(Black)



Zinc Caming
(Silver)



Brass Caming
(Gold)



Door 4026 (4/0 x 8/0) shown
in Fir with Square Sticking and
Black Metal Panels
See page 55

DOOR RESOURCES

HELPFUL INFORMATION ABOUT YOUR DOORS

To ensure precise operation and long-lasting beauty, we've included these valuable reference guides to ensure your doors provide you with years of great performance.

Some of the topics include pre-hung doors and machining, millworking, sticking/panel profile options, glass care instructions, calculating door overhang, handling/installation, our Rogue Valley Door Limited Guarantee and a catalog index listing the doors in this catalog.



PRE-HUNG DOORS & MACHINING

For those applications that require limited on site installation, we offer complete machining and pre-hanging services.

Pre-Hung Doors

A door should consistently snap into place, clear its jamb, and swing effortlessly on its hinges. The fine tolerances needed to achieve this kind of performance help explain why a pre-hung door is a precision instrument. Rogue Valley Door has the capability to assemble the jambs, cut for hinges and door knobs, and pre-hang any of our doors for ease of installation. Interior doors, exterior doors, 2-1/4 thick doors, fire doors, radius doors, and clipped corner doors are just a few of the units that we can create in our shop.

Machining Services

From small residential jobs to large resort and hospitality projects, Rogue Valley Door has a complete range of factory machining services. Provide us with your machining specifications, and allow us to save you time, eliminate problems of on-site machining, and reduce your overall costs. Our machining services include:

We machine for multi-point locks from W&F and Hoppe.

- Cylindrical Lock Preps
- Mortise Lock Preps
- Electronic Lock Preps
- Hinge Preps
- Strike Preps
- Wire Chase Preps
- Flush Bolt Preps
- Concealed Overhead Door Preps
- Door Bottom Preps
- Exit Device Preps
- Multi-Point Locking Preps
- Concealed Vertical Rod Preps



HOPPE  **Endura**
Handle of excellence. PERFORMANCE STANDARD

SCHLAGE



MILLWORK CAPABILITIES

Every Rogue Valley Door, even the custom shaped doors, can have matching handcrafted millwork, an elegantly carved profile on each portion of the door, including the frame, the jamb, and the door stop. This millwork is a fantastic finishing touch and can bring together the design of every door in your home, the unifying detail of your unique style.



Frames & Jambs



Double Rabbet

1-1/4 x 4-9/16
1-1/4 x 5-1/4
1-1/4 x 6-9/16

*Custom size frames and jambs available.
Available for 2-1/4
Also available in Fire Rated.*



Single Rabbet Kerfed

1-1/4 x 4-9/16
1-1/4 x 5-1/4
1-1/4 x 6-9/16

*Custom size frames and jambs available.
Available for 2-1/4 .
Available in Fire Rated.
Also available without Kerf*

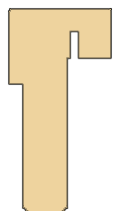


Flat Jambs

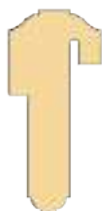
11/16 x 4-9/16
11/16 x 5-1/4
11/16 x 6-9/16

Custom size frames and jambs available.

Astragals & Mull Posts



**RV 1306 for 1-3/4
Exterior Door**
1-7/16 x 2-7/8



**RV 1308 for 1-3/4
Exterior Door**
1-7/16 x 3-1/8
*Also available
for 2-1/4*



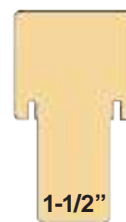
**RV 1301 for 1-3/4
Interior Door**
1-1/4 x 2-1/2



**RV 1305 for 1-3/8
Interior Door**
1-1/4 x 2



RV 1309
2 x 4-3/8
Also available for 2-1/4
RV 1310
2 x 3-9/16
Also available for 2-1/4



RV 1311
2-1/2 x 4-3/8
Also available for 2-1/4
RV 1312
2-1/2 x 3-9/16
Also available for 2-1/4

Brick Moulding & Casings



RV 180
1-1/4 x 2



RV 356
11/16 x 2-1/4



RV 351
11/16 x 2-1/2



RV 324
11/16 x 2-1/4



RV 441
11/16 x 3-1/4



RV 444
11/16 x 3-1/4



RV 5
11/16 x 3-1/4



RV 325
11/16 x 3-1/4



RV 433
9/16 x 3-1/4



RV 525
1 x 5-1/4

Rosettes



ROSETTE
3/4 x 3-1/2 x 3-1/2

Raised Mouldings



PM-2
Pinnacle Moulding



RM-1
Raised Moulding




FM-1
Face Moulding

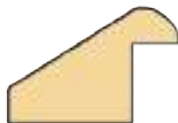


RM-6
Raised Moulding


Door Stops



RV 876
7/16 x 1-3/8



RM-5
Raised Moulding



RV 872
7/16 x 1-3/8



RV 936
7/16 x 1-3/8

Stickings



A-1
(For 1/8 glass in
1-3/8 door)



A-5
(For 1/8 glass in
1-3/4 door)



C-8
(For 5/8 glass in
1-3/4 door)

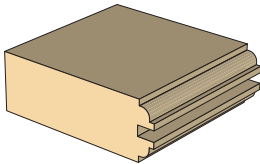


A-2
(Commonly used to
stop in side lites)

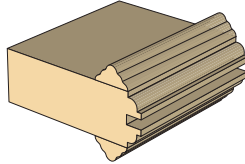


STICKING/PANEL PROFILE OPTIONS

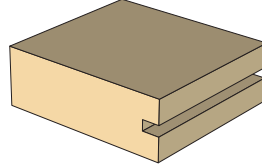
Sticking Profiles with 1/4" Groove



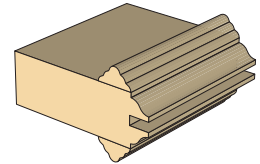
1-3/8" Ovolo



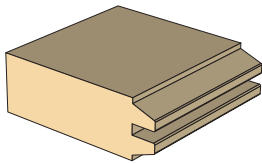
1-3/8" Ovolo FM



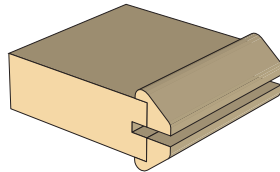
1-3/8" Square



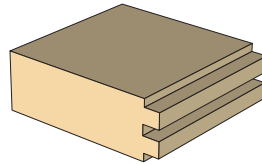
1-3/8" Ogee FM



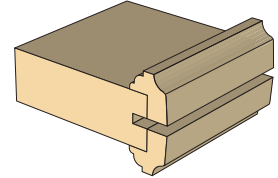
1-3/8" Bevel



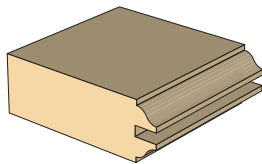
1-3/8" Craftsman RM 5



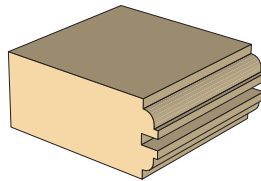
1-3/8" Step



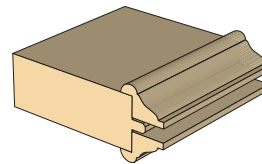
1-3/8" Raised Moulding RM



1-3/8" Ogee

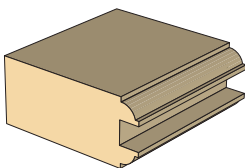


1-3/4" Ovolo

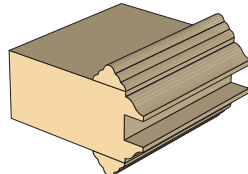


1-3/8" Pinnacle RM

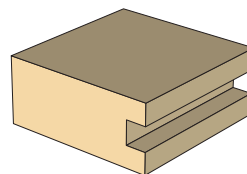
Sticking Profiles with 5/8" Groove



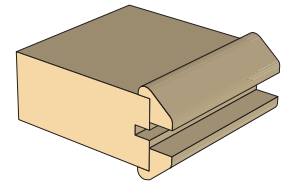
1-3/4" Mod Ovolo



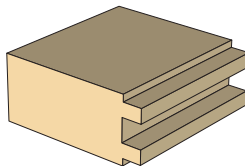
1-3/4" Ogee FM*



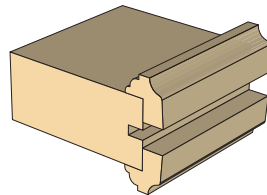
1-3/4" Square & 1-3/8" Square



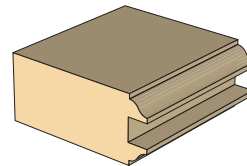
1-3/4" Craftsman RM 5



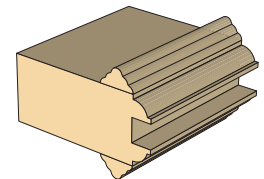
1-3/4" Step



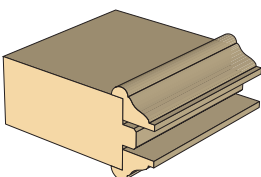
1-3/4" Raised Moulding RM



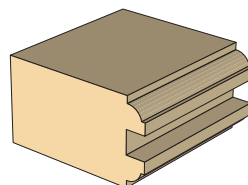
1-3/4" Ogee*



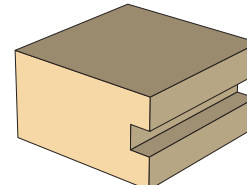
1-3/4" Mod Ovolo FM



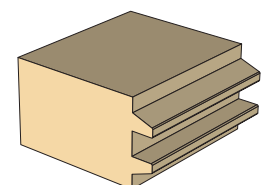
1-3/4" Pinnacle RM



2-1/4" Mod Ovolo



2-1/4" Square

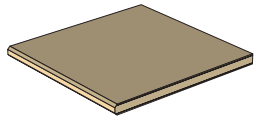


2-1/4" Bevel

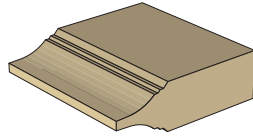
DOOR RESOURCES STICKING/PANEL PROFILE OPTIONS

From elegant raised mouldings to a simple shaker-style flat-panel door, Rogue Valley Door has a door to fit your home's decor. Here is a list of some of our more popular sticking and panel door profiles.

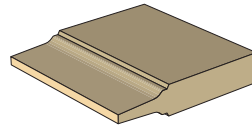
Panel Profiles with 1/4" Tongue



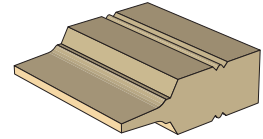
1/4" Flat



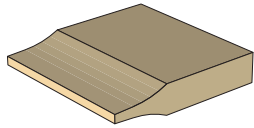
1-3/8" TRP



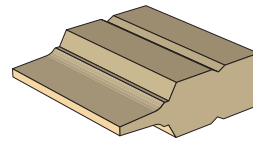
3/4" HRP



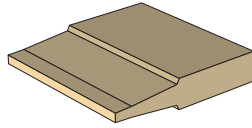
1-1/8" HRP Beaded



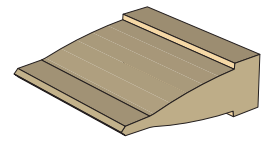
3/4" SRP



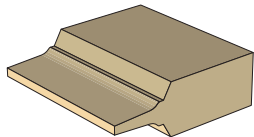
1-1/8" HRP True V



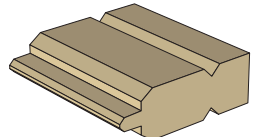
3/4" MRP



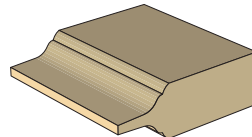
1-1/8" ARP



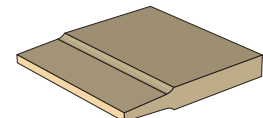
1-1/8" HRP



1-1/8" PRP**

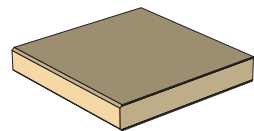


1-3/8" CRP

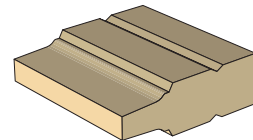


9/16" BRP

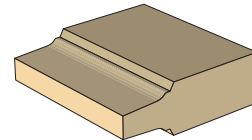
Panel Profiles with 5/8" Tongue



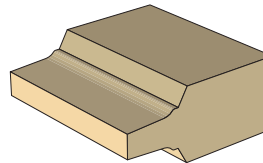
5/8" Flat



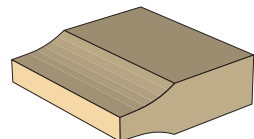
1-3/8" HRP True V



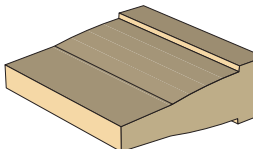
1-3/8" HRP



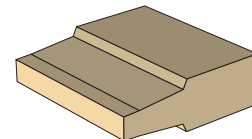
1-3/4" HRP



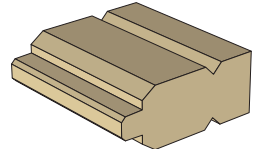
1-3/8" SRP



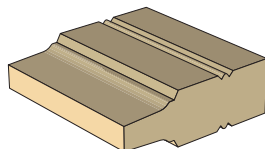
1-3/8" ARP 2



1-3/8" MRP



1-5/8" PRP 2**



1-3/8" HRP Beaded

For more Sticking/Panel Options, go to
www.roguevalleydoor.com.

*Not Available in Shapes

**Not Available with Raised Mouldings

Drawings are for reference purposes only and may not be drawn to exact scale.



GLASS CARE INSTRUCTIONS



Glass Care Dos and Don'ts

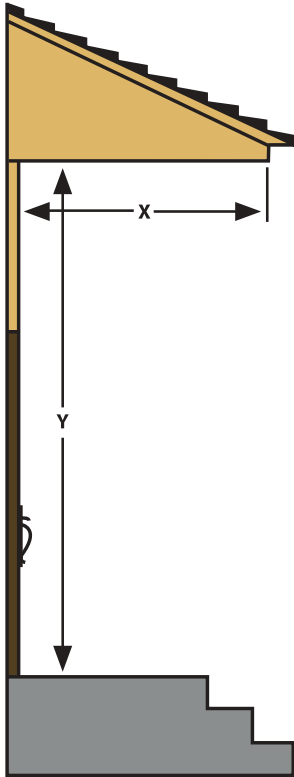
Do these things:

- Clean glass when dirt and residue appear.
- Determine if coated glass surfaces are exposed.
- Exercise special care when cleaning coated glass surfaces.
- Avoid cleaning tinted and coated glass surfaces in direct sunlight.
- Start cleaning at the top of the building and continue to lower levels.
- Apply clean water to soak the glass surface with a soap solution to loosen dirt and debris.
- Use a mild, non-abrasive commercial window cleaning solution.
- Use a squeegee to remove all of the cleaning solution.
- Dry all cleaning solution from window gaskets, sealants and frame.
- Clean one small window and check to see if procedures have caused any damage.
- Be aware of and follow the glass supplier's specific cleaning recommendations.
- Caution other trades against allowing other materials to contact the glass.
- Watch for and prevent conditions that can damage the glass.

Don't do these things:

- Don't use scrapers of any size or type for cleaning glass.
- Don't allow dirt and residue to remain on glass for an extended period of time.
- Don't begin cleaning glass without knowing if a coated surface is exposed.
- Don't clean tinted or coated glass in direct sunlight.
- Don't allow water or cleaning residue to remain on the glass or adjacent materials.
- Don't begin cleaning without rinsing excessive dirt and debris.
- Don't use abrasive cleaning solutions or materials.
- Don't allow metal parts of cleaning equipment to contact the glass.
- Don't trap abrasive particles between the cleaning materials and the glass surface.
- Don't allow other trades to lean tools or materials against the glass surface.
- Don't allow splashed materials to dry on the glass surface.

CALCULATING DOOR OVERHANG



Adequate overhang is very critical to the life and performance of a wood stile and rail door.

Appropriate Overhang Calculation

Adequate overhang is very critical to the life and performance of a wood stile and rail door. A proper overhang will help protect your door from the elements and extend the life of the door. In most climate conditions the following formula can be used to determine the appropriate amount of overhang: $X = 1/2Y$ (where X is the length of the overhang required and Y is the distance from the bottom of the door to the base of the overhang.) For example, if the measurement from the bottom of the door to the base of the overhang is 8 feet, the required overhang is 4 feet. For more severe climates, very wet or dry areas, the following formula should be used: $Y = X$.



Custom Door S-096 (8/0)
shown in Knotty Alder
See page 80

HANDLING, INSTALLATION & FINISHING



Wood stile and rail doors are a reflection of quality and good taste. To ensure you obtain the maximum enjoyment and utility of your door, follow the guidelines detailed below. Failure to follow the guidelines below will invalidate our Limited Warranty. It will be the discretion of Rogue Valley Door or its representative to approve or reject any claim due to poor handling, application, installation or finishing.

Door Handling Guide

1. Handle all doors with clean gloves and equipment.
2. Avoid dragging doors across one another or across other surfaces. Avoid leaning at a steep angle.
3. Store on a level surface in a dry, well-ventilated building. Avoid stacking on end.
4. Cover doors to keep clean, but allow air circulation.
5. Doors should not be subject to abnormal heat, dryness, or humidity for prolonged periods. Avoid sudden changes such as forced heat to dry out a building.
6. Deliver doors in a clean truck and under cover from wet weather.
7. Deliver doors to building site only after plaster, stucco, and/or cement is dry.
8. If the doors are to be stored for long periods or on the job site, the entire door including the top and bottom edges must be sealed in order to prevent undue moisture absorption.
9. Doors shall not be exposed to excessive moisture (above 55% RH), excessive heat (90 degrees F), and dryness (30%RH).

Door Fitting & Hanging Guide

1. All wood doors should be conditioned to average prevailing relative humidity of the locality before hanging.
2. When hanging door, allow adequate clearance for swelling of door or frame in extremely damp weather.
3. All exterior glazed doors should be hung with the removable wooden bead facing the interior side of the opening.
4. Avoid cutting doors down in size, use designated sizes. If width trim is necessary, do not trim more than ¼" per side. Top of door may be trimmed ½" and the bottom no more than 1-½". Use a sharp, fine tooth saw for best results.
5. Caution must be used to avoid impairing the utility or structural strength of the door when fitting for hardware, lites, louvers, panels, and/or any other special detail.
6. Be sure the jambs and stops are set perfectly square and plumb.
7. Immediately after fitting, cutting for closures, weather-strip and/or threshold and before hanging any interior or exterior door on the job, the entire door including top and bottom edges must be sealed to prevent undue absorption of moisture.

Door Preparation For Finishing Guide

1. Adjust or align components if necessary.
2. All doors manufactured by Rogue Valley Door require sanding prior to finishing. The degree of pre-sanding will depend upon the owner's selection of stain and whether or not they are spraying or wiping on the stain.
3. Remove all handling marks, instruction labels, stamps and effects of exposure to moisture with a thorough, final light sanding over all surfaces of the door, using 180 grit sand paper. Note: Small amounts of grease, oil or pitch can be wiped clean with mineral spirits.
4. Clean door thoroughly after sanding to remove all dust or foreign material. Avoid using chemical cleaners that react unfavorably to certain wood species and finishes. Consult a finish expert. Note: Some hardwood species can have an adverse reaction with certain chemical cleaners and finishes.
5. Apply finish as soon as door is fitted, but before final hanging. Cutouts for hardware must be sealed prior to installation. Rogue Valley Door will not warrant product that has been hung prior to finishing or that shows deterioration of wood or swelling due to finish breakdown.
6. Make sure all surfaces are sealed and finished, including top, bottom, and side edges of the stiles and rails.
7. It is the finisher's responsibility to cover the glass during the finishing process. On doors ordered with plastic film, removal of the film immediately after finishing is required. Failure to remove the film in a timely manner may result in difficulties in removing the film at a later date. Do not use razors or other sharp object to remove the film or clean the glass. These items may scratch the glass.

Exterior Door Finishing Guide

Caution: If during the finish process you are having some issues with your door, stop finishing immediately and contact the company from where you purchased the doors.

Stain & Clear Finish

The top coats should be a solvent-borne (oil-base, alkyd resin base, polyurethane resin-base) or a water-borne (latex resin-base) clear finish. The advantages of a solvent-borne clear finish is they are faster drying, harder, and more water resistance. The advantages of a water-borne clear finish is they are very flexible, ultraviolet resistance, and have good exterior durability. Note: Lacquer-base toners or finishes should not be used on exterior doors.

1. When applying stain to a door, the door should be prepped with a wood conditioner or sanding sealer prior to applying stain. Verify with the stain and top coat manufacturer's instructions. Caution: If during the finish process you are having some issues with your door, stop finishing immediately and contact the company from where you purchased the doors.
2. Doors should be sealed with at least three coats of a good quality exterior solvent-borne or water-borne clear finish.
3. Sand lightly between top coats, making sure that all surfaces and edges are covered every time a coat is applied. Clean door of dust before applying the next coat.
4. To minimize moisture penetration where wood parts or glass and wood come together, be sure enough top coat is applied to form a bridged film across any voids. Make sure that the finish does not prevent movement of the floating panels.
5. You can make sure all coatings in the finish system are compatible by using products from the same manufacturer. Finish manufacturers will be able to tell you which of their products may be successfully applied in combination with each other. Finishes should be applied in accordance with the manufacturer's instructions.
6. Dark colored stains should not be used on doors exposed to sunlight, as expansion and contraction of door components may occur.
7. A substantial overhang and protection from the elements will minimize component movement inherent in exterior wood doors.

Paint Finish

Oil-base or latex resin-base exterior grade primer and paints may be used on wood doors. Oil-base primer and paints offer more resistance to moisture penetration, and latex resin-base primer and paints will offer better durability and color retention.

1. Doors should be sealed with a good quality exterior primer followed by at least two topcoats of either an oil-base or latex resin-base exterior paint.

2. Sand lightly between coats, making sure that all surfaces and edges are covered every time a coat is applied. Clean door of dust before applying the next coat.
3. To minimize moisture penetration where wood parts or glass and wood come together, be sure enough paint is applied to form a bridged film across any voids. Make sure that the finish does not prevent movement of the floating panels.
4. You can make sure all coatings in the finish system are compatible by using products from the same manufacturer. Finish manufacturers will be able to tell you which of their products may be successfully applied in combination with each other. Finishes should be applied in accordance with the manufacturer's instructions.
5. Dark colored paints should not be used on doors exposed to sunlight, as expansion and contraction of door components may occur.
6. A substantial overhang and protection from the elements will minimize component movement inherent in exterior wood doors.

High Exposure Finishing

1. Use silicone caulking around the perimeter of each glass pane. This will seal the putty and prevent any moisture from penetrating the door.
2. Use silicone caulking around the perimeter of each panel. This will seal the panel joint and help prevent moisture from penetrating the door.
3. Allow any finish to flow onto the glass area at least 1/16 inch.
4. Storm door may be required to completely eliminate moisture problems. If storm door is used, it must be ventilated to eliminate heat build-up.

Maintenance

Your Rogue Valley Door will need some periodic maintenance to help insure that it has adequate protection against the elements. This regular maintenance is required for the warranty that is provided with every Rogue Valley Door. Some of the following signs are indicators that it is time to re-finish your Rogue Valley Door: chalkiness in finish, flaking of finish, hairline cracks in the finish, and changes in the color of the finish.

Interior Door Finishing Guide

Caution: If during the finish process you are having some issues with your door, stop finishing immediately and contact the company from where you purchased the doors.

Stain & Clear Finish

A solvent-borne system is recommended for interior door applications, and may be that of a lacquer-base.

1. Depending on the type of stain being applied, the door may need to be prepped with a wood conditioner or sanding sealer prior to applying stain. Verify with the stain and top coat manufacturer's instructions.
2. Doors should be sealed with at least two coats of a good quality exterior solvent-borne or water-borne clear finish.
3. Sand lightly between top coats, making sure that all surfaces and edges are covered every time a coat is applied. Clean door of dust before applying the next coat.
4. You can make sure all coatings in the finish system are compatible by using products from the same manufacturer. Finish manufacturers will be able to tell you which of their products may be successfully applied in combination with each other. Finishes should be applied in accordance with the manufacturer's instructions.

Paint Finish

Oil-base or latex resin-base primer and paints may be used on wood doors. Oil-base primer and paints offer more resistance to moisture penetration, and latex resin-base primer and paints will offer better durability and color retention.

1. Doors should be sealed with a good quality primer followed by at least two topcoats of either an oil-base or latex resin-base paint.
2. Sand lightly between coats, making sure that all surfaces and edges are covered every time a coat is applied. Clean door of dust before applying the next coat.
3. You can make sure all coatings in the finish system are compatible by using products from the same manufacturer. Finish manufacturers will be able to tell you which of their products may be successfully applied in combination with each other. Finishes should be applied in accordance with the manufacturer's instructions.

IMPORTANT: We strongly urge you to read and follow the guidelines detailed above. Failure to follow the guidelines above will invalidate our Limited Warranty. It will be the discretion of Rogue Valley Door or its representative to approve or reject any claim due to poor handling, application, installation or finishing.

ROGUE VALLEY DOOR LIMITED WARRANTY

All stile and rail door products manufactured by Rogue Valley Door meet or exceed generally accepted industry standards. Rogue Valley Door warrants that at the time of shipment, each door is fabricated with good material and workmanship and is free of defects which would cause the door to be unfit for the ordinary recommended use. Specific warranty periods for doors, door components, and exclusions are as follows:

One Year Exterior Door and Fire Door Limited Warranty

For doors used in an exterior application or interior fire door application will be warranted for one year from the date of shipment from the factory. This warranty applies only to doors that have been properly handled, finished, and for exterior doors installed with a proper overhang in accordance with the Rogue Valley Door Handling, Finishing, and Installation Guidelines.

Ten Year Interior Door Limited Warranty

For doors used in an interior application will be warranted for ten years from the date of shipment from the factory. Interior application is defined as having a controlled interior climatic conditions on both sides of the door. The ten year warranty does not apply to fire rated doors, doors with High Definition Glass (HDG) panels, or doors used in commercial, hospitality, or multi-family applications, in which case the one year warranty will apply. The ten year warranty only applies to the original purchaser, and is non-transferable.

Five Year Rogue Premium Limited Warranty

For doors manufactured using the Rogue Premium construction methods using either 1/4" veneer or solid face laminated stiles and rails. This warranty applies only to doors that have been properly handled, finished, and for exterior doors installed with a proper overhang in accordance with the Rogue Valley Door Handling, Finishing, and Installation Guidelines. The five year warranty only applies to the original purchaser, and is non-transferable.

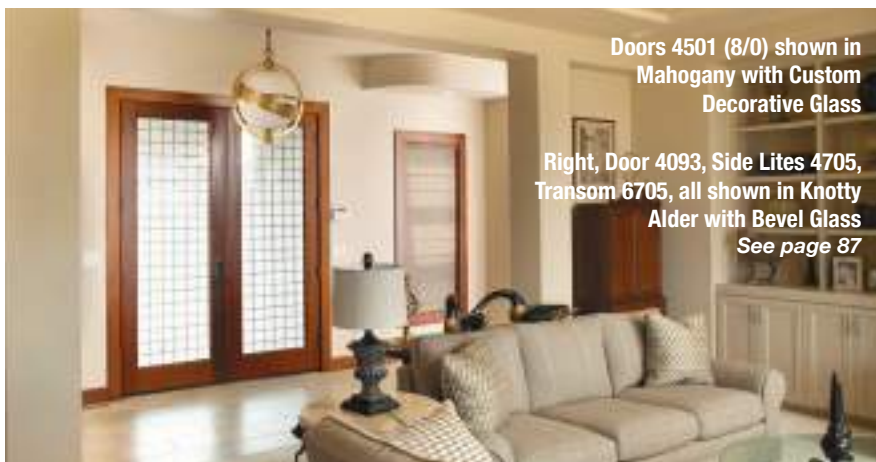
Five Year Insulated Glass Limited Warranty

Rogue Valley Door warrants that any of our Insulated glass units will not develop a visual obstruction between the two panes of glass caused by the failure of the seal. Rogue Valley Door liability to a seal failure will be to send out a replacement glass unit.

Warranty Exclusions

The following are not considered a defect in your Rogue Valley Door, and are not covered by this written warranty:

1. Failure to properly seal all six edges of the door. The door must be properly finished immediately after fitting and hanging.
2. Natural color or texture variations in the wood.
3. Expansion of bottom rail due to climate conditions is not considered a defect.
4. Damage caused from extreme heat buildup where a storm door, dark paint, or dark stain is being used.
5. Failure to perform routine homeowner's maintenance.
6. Damage from improper storage or handling of the doors. Storage damage includes moisture in doors due to humidity.
7. Panel shrinkage is not considered a defect.
8. Failure to have adequate overhang, see page 155 for details.
9. For doors 3/0 x 7/0 or smaller, warp not exceeding 1/4" in the plane of the door. For doors larger than 3/0 x 7/0 warranty against warp does not apply. Warranty will apply for doors up to 3/6 x 8/0, warp not exceeding 3/8" in the plane of the door. Action on any claim or warp may be deferred for a period of up to 1 year, in order to permit conditioning and equalizing to humidity and temperature conditions.
10. Doors larger than 3/6 x 8/0 x 2-1/4 are not covered under this warranty.
11. Plank doors are not warrantied against warp in any size.
12. The performance or appearance of finishes applied is not covered.
13. Surface checking of hardwoods is considered a natural characteristic and is not covered by this warranty.
14. Damage or defects caused by house settling or acts of God.



INDEX OF DOOR DESIGNS

Door Pattern #	Page(s)	Door Pattern #	Page(s)	Door Pattern #	Page(s)	Door Pattern #	Page(s)
10	125	85	123, 125	823-V	104	1702	136
10 BF	128	85 BF	129	824	104	1703	136
20 BF	128	86	123	825	104	1703 C	136
20	43, 104, 122	86 BF	129	825-V	104	1704	136
20-V	43, 60, 104, 113	88	123	826	105	1705	136
20-VA	60, 113	88 BF	129	826-V	105	1705 BF	131
21	108	88-G	77, 119	828-V	104	1708	136
21-G	108	91	125	831	69	1709	136
22	109	91 BF	129	832	69	1797	136
22-G	109	92	125	832 D	139	1798	136
26	108, 109	92-A	43	841	70	2002	123
26-G	108	92 BF	129	842	70	2003	123
26-AS	108	93	125	842 D	141	2005	71
26-ASG	108	93 BF	129	843	70	2009	123
28	108	94	125	843 D	139	2020	71
28-G	108	94 BF	129	853	70	2031	70
28-AS	108	95	125	853D	141	2031 D	141
28-ASG	108	95 BF	129	863	70	2035	70
30	41, 122	96	125	872	70	2035 D	139
30 BF	128	96 BF	129	918	69	2039	70
30-G	77, 119	117	67	944	69	2039 D	141
30-V	130	118	69, 141	944 D	139	2045	71
30-VA	60, 130	144	45, 69	982	67	2060	123
32	109, 125	144 D	139	982 D	141	2132	71
32-G	109	182	23, 67	1120	143	2132 D	141
33	122, 125	182 D	139	1120-A	143	2134	71
33 BF	128	201	104	1144	143	2134 D	141
40	125	201-V	104	1181	143	2570	70
40 BF	128	202	104	1181-A	143	2582	123
42	109	318	69	1182	143	2614	71
42-G	23, 105, 109	344	69	1220	143	2631	136
44	122	344 D	139	1244	143	2661-V	136
44-A	122	382	67	1281	143	2662	136
44-A BF	131	382 D	141	1282	143	2943	70
44 BF	128	401	74	1282-A	143	2943 D	141
44 Clip Door	47	410	74	1501	23, 45, 74, 105, 116, 119	3701	137
44 D	141	412	74	1501-R	119	3705	137
44-G	77, 119	412-V	61	1501-RD	47, 119	3710 C	137
45 BF	128	412-VA	61	1502	23, 77, 117	4002	85
45	123	412-VAD	47	1502 L	47	4003	85
54	122	418	69	1502 D	141	4009	85
54 BF	128	444 D	139	1503	74, 116	4010	84
55	122	444	69	1505	23, 74, 116	4010-G	77
55 BF	128	482	67	1508	74, 116	4020	71
55-G	77, 105	482 D	139	1509	74, 116	4020 1 Panel	43, 84
64	123	501	74, 105, 117	1510	74, 116	4020-A	43
64 BF	128	510	74, 117	1515	74, 116	4020-V	60
66	123	512	74, 117	1517-R	77, 119	4020-VA	60
66 BF	128	512-VAD	47	1517-RD	47, 119	4021	54
66-G	77, 119	618	69	1531	75, 116	4021-G	54
67	123	644	69	1532	75, 116	4022	54
67 BF	128	644 D	139	1533	77, 105, 117	4022-G	54
77	108, 109	682	67	1537	74, 116	4026	53, 55
77-G	105, 108	682 D	139	1541	75, 116	4026-G	53, 57
77-G Side Lite	136	703	131	1542	75, 116	4026-AS	53
82	43, 122	703 BF	131	1543	75, 116	4026-ASG	53
82-A	43, 122	730	131	1553	75, 116	4028	53
82-A BF	129	730 BF	131	1563	75, 116	4028-G	53
82 BF	129	732	131	1572	77, 116	4028-AS	53
82 D	139	732 BF	131	1583	77, 116	4028-ASG	53
82 L	122	733	131	1590	119	4030	41, 87
82-RD	47	733 BF	131	1591	45, 119	4030-G	77
82-V	60, 113	755	131	1592	45, 119	4030-V	60
82-VA	60, 113	755 BF	131	1597	74, 117	4030-VA	60
83	122	820-V	104	1598	75, 117	4031	70
83 BF	129	823	104	1701	136	4031 D	141

DOOR RESOURCES INDEX OF DOOR DESIGNS

Door Pattern #	Page(s)	Door Pattern #	Page(s)	Door Pattern #	Page(s)	Door Pattern #	Page(s)
4032	55	4414	99	4682	67	5020-A PRP	60, 113
4032-G	55	4418	69	4682 D.	139	5030 ARP	84
4033	87	4444	69	4693	67	5030 PRP	60, 113
4035	70	4444 D.	139	4697	67	5030-A ARP	84
4035 D.	139	4462	91	4701	136	5030-A PRP	60, 113
4040	87	4462 Side Lite.	91	4702	136	5030-AD ARP	47
4042	54, 55	4482	67	4703	136	5082 ARP	84
4042-G	23, 54	4482 D.	139	4703 C.	136	5082 PRP	60, 113
4042-G 5PNL	57	4501	23, 74	4703-V Side Lite.	61	5082-A ARP	84
4044	85	4501-GBG.	77	4704	136	5082-A PRP	60, 113
4044 Clip Door	47	4501-RD	47	4704-V Side Lite.	61	5506 ARP	75
4044 D.	141	4502	23, 77	4705	136	5506 PRP	62
4044-G	77	4502 D.	141	4708	136	5506 PRP Side Lite	136
4045	85	4502 L.	47	4709	136	5508 ARP	75
4046	85	4503	74	4744 Side Lite.	98	5508 PRP	62
4047	90	4505	23, 74	4746 Side Lite.	98	5508 PRP Side Lite	136
4050	97	4508	74	4750 Side Lite.	95, 97	5661 ARP	67
4054	85	4509	74	4751 Side Lite.	94, 95	5661 PRP	62
4055	85	4510	74	4780 Side Lite.	97	5661 PRP Side Lite	136
4055-G	77	4515	74	4797	136	5661-A ARP	67
4056	67	4517-R	77	4798	136	5661-A PRP	62
4060	95	4517-RD	47	4831	69	6701	137
4060-C	85	4520	90	4832	69	6705	137
4064	85	4531	75	4832 D.	139	6710 C.	137
4067	85	4532	75	4841	70	7004	62
4070	95, 97	4533	77	4842 D.	141	7006-A	62
4077	53, 55	4537	74	4842	70	7006-H	55, 57, 105
4077-G Side Lite.	136	4541	75	4843 D.	139	7007	62
4077-G	53, 57	4542	75	4843	70	7008	62
4080	97	4543	75	4853 D.	141	7016-H	62, 105
4082	43, 84	4544	98	4853	70	7020-H	62
4082-A	43, 84	4546	98	4863	70	7026	54, 57, 62, 105, 109
4082 D.	139	4553	75	4872	70	7040	55, 109
4082 L.	87	4563	75	4901 Side Lite.	93, 94	7050	97
4082-RD	47	4570	70	4901-C Side Lite.	93	7070	95, 97
4082-V	61	4571	70	4902 Side Lite.	98	7071	98
4082-VA	60	4572	77	4910	54, 71	7072	90
4083	84	4581	77	4910-G	55	7077	97, 98
4085	87	4582	87	4912	93	7078	90
4086	85	4583	77	4917	94	7100	53
4091	87	4597	74	4918	69	7126	54, 55, 57, 105
4092	87	4598	75	4932	98	7300	53
4092-A	43	4612	66	4933	93	7300-S	53
4093	87	4614	71	4936	94	7750 Side Lite.	95, 97
4093-V	60	4618	69	4943	70	7771 Side Lite.	98
4094	87	4619	71	4943 D.	141	7777 Side Lite.	97, 98
4095	87	4620	90	4944	69	9055 Custom	47
4096	87	4623	90	4944 D.	139	S-080	71
4101	90	4623-RD	47	4944 CUSTOM.	47	S-082	79
4108	66	4631	66	4953	94	S-084	79
4117	67	4631 Side Lite.	136	4953-A	95	S-086	79
4118	69	4631-V	61	4961-V	94	S-088	79
4118 D.	141	4631-V Side Lite.	61	4961-V Side Lite.	94	S-090	79
4120	90	4631-VA	61	4961-VA	90	S-092	80
4130	84	4632	66	4962	91, 93	S-094-CAD	80
4130-G	77	4632-A	66	4962-A	91, 93	S-094	79
4132	71	4633	66	4962 Side Lite.	91, 93	S-096	80
4132 D.	141	4642	66	4963	91	S-098	80
4134	71	4644 D.	139	4963-A	91	S-100	79
4134 D.	141	4644	69	4963-AD	47	S-102-AD	79
4144	23, 69	4654	54	4982	67	S-102	79
4144 D.	139	4661	66	4982-V	61	S-104	80
4182	67	4661-A	66	4982-VA	61		
4182 D.	139	4661-V	61	4982 D.	141		
4318	69	4661-V Side Lite.	61, 136	5001	75		
4344	69	4661-VA	61	5001-A	143		
4344 D.	139	4662	66	5001-SG	75		
4362	91	4662-A	66	5010	75		
4382	67	4662 Side Lite.	136	5010-SG	75		
4382 D.	141	4663	66	5020 ARP	84		
4400	54	4664-V	62	5020 PRP	60, 113		
4400-G	55	4667	67	5020-A ARP	84		

OUR MANUFACTURING PLANT & FACILITIES

Rogue Valley Door's plant features 350,000 square feet of manufacturing facilities on 16 acres in Grants Pass, Oregon, where we do everything from slicing raw lumber to shipping out finished doors.

The entire process of creating our beautiful, hand-crafted doors happens here. We design and build doors here. We pre-hang and pre-finish doors here. We slice, dry and splice veneer for our panels, stiles and rails here. Virtually every part of every door we make is constructed right here.

Our plant is home to a tradition of craftsmanship, providing us with the capabilities to be America's largest builder of wood doors.



Credits: Page 56 (Pivot Door 7126), Ward + Blake Architects. Page 92 (Door 4917), Kibler & Kirch Interiors and Homesite Designers Architects. Page 146, Kelly & Stone Architects.



Door 412 with Side Lites 4705 and Custom Transom all shown in Knotty Alder

ROGUE VALLEY *Door*

HANDCRAFTED FOR YOUR HOME

ROGUEVALLEYDOOR.COM

